


# SDK– DeckLink Software Developers Kit

Blackmagicdesign 



Mac OS X™

Windows™

Linux™

August 2016

# Table of Contents

---

<b>1</b>	<b>Introduction</b>	<b>15</b>
1.1	Welcome	15
1.2	Overview	15
1.3.1	Supported Products	16
1.3.2	Supported Operating Systems	16
1.3.3	3rd Party Product and Feature Support	16
1.3.3.1	NVIDIA GPUDirect support	16
1.3.3.2	AMD DirectGMA support	16
1.3.4	Object Interfaces	17
1.3.5	Reference Counting	18
1.3.6	Interface Stability	18
1.3.6.1	New Interfaces	18
1.3.6.2	Updated Interfaces	19
1.3.6.3	Deprecated Interfaces	19
1.3.6.4	Removed Interfaces	19
1.4	Interface Reference	20
1.4.1	IUnknown Interface	20
1.4.1.1	IUnknown::QueryInterface method	21
1.4.1.2	IUnknown::AddRef method	22
1.4.1.3	IUnknown::Release method	22
<b>2</b>	<b>DeckLink API</b>	<b>23</b>
2.1	Using the DeckLink API in a project	23
2.2	Sandboxing support on Mac OS X	24
2.3	Accessing DeckLink devices	25
2.3.1	Windows	25
2.3.2	Mac OS X and Linux	25
2.4	High level interface	26
2.4.1	Capture	26
2.4.2	Playback	27
2.4.3	3D Functionality	28
2.4.3.1	3D Capture	28
2.4.3.2	3D Playback	29

# Table of Contents

---

2.4.4	DeckLink Device Notification	31
2.4.5	Streaming Encoder	31
2.4.5.1	Streaming Encoder Capture	32
2.4.6	Automatic Mode Detection	33
2.4.7	Ancillary Data functionality	34
2.4.7.1	VANC Capture	34
2.4.7.2	VANC Output	35
2.4.8	Keying	36
2.4.9	Timecode/Timecode user bits	37
2.4.9.1	Timecode Capture	37
2.4.9.2	Timecode Output	38
2.4.10	H.265 Capture	39
2.4.10.1	Encoded Capture	39
2.4.11	Configurable duplex mode	40
2.4.11.1	Configuring duplex mode	43
2.5	Interface Reference	44
2.5.1	IDeckLinkIterator Interface	44
2.5.1.1	IDeckLinkIterator::Next method	45
2.5.2	IDeckLink Interface	46
2.5.2.1	IDeckLink::GetModelName method	47
2.5.2.2	IDeckLink::GetDisplayName method	48
2.5.3	IDeckLinkOutput interface	49
2.5.3.1	IDeckLinkOutput::DoesSupportVideoMode method	51
2.5.3.2	IDeckLinkOutput::IsScheduledPlaybackRunning method	52
2.5.3.3	IDeckLinkOutput::GetDisplayModelIterator method	53
2.5.3.4	IDeckLinkOutput::SetScreenPreviewCallback method	54
2.5.3.5	IDeckLinkOutput::EnableVideoOutput method	55
2.5.3.6	IDeckLinkOutput::DisableVideoOutput method	56
2.5.3.7	IDeckLinkOutput::SetVideoOutputFrameMemoryAllocator method	56
2.5.3.8	IDeckLinkOutput::CreateVideoFrame method	57
2.5.3.9	IDeckLinkOutput::CreateAncillaryData method	58
2.5.3.10	IDeckLinkOutput::DisplayVideoFrameSync method	59
2.5.3.11	IDeckLinkOutput::ScheduleVideoFrame method	60
2.5.3.12	IDeckLinkOutput::SetScheduledFrameCompletionCallback method	61
2.5.3.13	IDeckLinkOutput::GetBufferedVideoFrameCount method	62

# Table of Contents

---

2.5.3.14	IDeckLinkOutput::EnableAudioOutput method	63
2.5.3.15	IDeckLinkOutput::DisableAudioOutput method	64
2.5.3.16	IDeckLinkOutput::WriteAudioSamplesSync method	65
2.5.3.17	IDeckLinkOutput::BeginAudioPreroll method	66
2.5.3.18	IDeckLinkOutput::EndAudioPreroll method	66
2.5.3.19	IDeckLinkOutput::ScheduleAudioSamples method	67
2.5.3.20	IDeckLinkOutput::GetBufferedAudioSampleFrameCount method	68
2.5.3.21	IDeckLinkOutput::FlushBufferedAudioSamples method	69
2.5.3.22	IDeckLinkOutput::SetAudioCallback method	70
2.5.3.23	IDeckLinkOutput::StartScheduledPlayback method	71
2.5.3.24	IDeckLinkOutput::StopScheduledPlayback method	72
2.5.3.25	IDeckLinkOutput::GetScheduledStreamTime method	73
2.5.3.26	IDeckLinkOutput::GetReferenceStatus method	74
2.5.3.27	IDeckLinkOutput::GetHardwareReferenceClock method	75
2.5.3.28	IDeckLinkOutput::GetFrameCompletionReferenceTimestamp method	76
2.5.4	IDeckLinkInput Interface	77
2.5.4.1	IDeckLinkInput::DoesSupportVideoMode method	79
2.5.4.2	IDeckLinkInput::GetDisplayModelerator method	80
2.5.4.3	IDeckLinkInput::SetScreenPreviewCallback method	81
2.5.4.4	IDeckLinkInput::EnableVideoInput method	82
2.5.4.5	IDeckLinkInput::GetAvailableVideoFrameCount method	83
2.5.4.6	IDeckLinkInput::DisableVideoInput method	83
2.5.4.7	IDeckLinkInput::EnableAudioInput method	84
2.5.4.8	IDeckLinkInput::DisableAudioInput method	85
2.5.4.9	IDeckLinkInput::GetAvailableAudioSampleFrameCount method	86
2.5.4.10	IDeckLinkInput::SetVideoInputFrameMemoryAllocator method	87
2.5.4.11	IDeckLinkInput::StartStreams method	88
2.5.4.12	IDeckLinkInput::StopStreams method	89
2.5.4.13	IDeckLinkInput::FlushStreams method	89
2.5.4.14	IDeckLinkInput::PauseStreams method	90
2.5.4.15	IDeckLinkInput::SetCallback method	91
2.5.4.16	IDeckLinkInput::GetHardwareReferenceClock method	92
2.5.5	IDeckLinkVideoFrame Interface	93
2.5.5.1	IDeckLinkVideoFrame::GetWidth method	94
2.5.5.2	IDeckLinkVideoFrame::GetHeight method	94

# Table of Contents

---

2.5.5.3	IDeckLinkVideoFrame::GetRowBytes method	95
2.5.5.4	IDeckLinkVideoFrame::GetPixelFormat method	95
2.5.5.5	IDeckLinkVideoFrame::GetFlags method	96
2.5.5.6	IDeckLinkVideoFrame::GetBytes method	96
2.5.5.7	IDeckLinkVideoFrame::GetTimecode method	97
2.5.5.8	IDeckLinkVideoFrame::GetAncillaryData method	98
2.5.6	IDeckLinkVideoOutputCallback Interface	99
2.5.6.1	IDeckLinkVideoOutputCallback::ScheduledFrameCompleted method	100
2.5.6.2	IDeckLinkVideoOutputCallback::ScheduledPlaybackHasStopped method	101
2.5.7	IDeckLinkMutableVideoFrame Interface	102
2.5.7.1	IDeckLinkMutableVideoFrame::SetFlags method	103
2.5.7.2	IDeckLinkMutableVideoFrame::SetTimecode method	104
2.5.7.3	IDeckLinkMutableVideoFrame::SetTimecodeFromComponents method	105
2.5.7.4	IDeckLinkMutableVideoFrame::SetAncillaryData method	106
2.5.7.5	IDeckLinkMutableVideoFrame::SetTimecodeUserBits method	107
2.5.8	IDeckLinkVideoFrame3DExtensions Interface	108
2.5.8.1	IDeckLinkVideoFrame3DExtensions::Get3DPackingFormat method	109
2.5.8.2	IDeckLinkVideoFrame3DExtensions::GetFrameForRightEye method	110
2.5.9	IDeckLinkAudioOutputCallback Interface	111
2.5.9.1	IDeckLinkAudioOutputCallback::RenderAudioSamples method	112
2.5.10	IDeckLinkInputCallback Interface	113
2.5.10.1	IDeckLinkInputCallback::VideoInputFrameArrived method	114
2.5.10.2	IDeckLinkInputCallback::VideoInputFormatChanged method	116
2.5.11	IDeckLinkVideoInputFrame Interface	117
2.5.11.1	IDeckLinkVideoInputFrame::GetStreamTime method	118
2.5.11.2	IDeckLinkVideoInputFrame::GetHardwareReferenceTimestamp method	119
2.5.12	IDeckLinkAudioInputPacket Interface	120
2.5.12.1	IDeckLinkAudioInputPacket::GetSampleFrameCount method	121
2.5.12.2	IDeckLinkAudioInputPacket::GetBytes method	121
2.5.12.3	IDeckLinkAudioInputPacket::GetPacketTime method	122
2.5.13	IDeckLinkDisplayModelerator Interface	123
2.5.13.1	IDeckLinkDisplayModelerator::Next method	124
2.5.14	IDeckLinkDisplayMode Interface	125
2.5.14.1	IDeckLinkDisplayMode::GetWidth method	126
2.5.14.2	IDeckLinkDisplayMode::GetHeight method	126

# Table of Contents

---

2.5.14.3	IDeckLinkDisplayMode::GetName method	127
2.5.14.4	IDeckLinkDisplayMode::GetDisplayMode method	127
2.5.14.5	IDeckLinkDisplayMode::GetFrameRate method	128
2.5.14.6	IDeckLinkDisplayMode::GetFieldDominance method	129
2.5.14.7	IDeckLinkDisplayMode::GetFlags method	129
2.5.15	IDeckLinkConfiguration Interface	130
2.5.15.1	IDeckLinkConfiguration::SetFlag method	132
2.5.15.2	IDeckLinkConfiguration::GetFlag method	133
2.5.15.3	IDeckLinkConfiguration::SetInt method	134
2.5.15.4	IDeckLinkConfiguration::GetInt method	135
2.5.15.5	IDeckLinkConfiguration::SetFloat method	136
2.5.15.6	IDeckLinkConfiguration::GetFloat method	137
2.5.15.7	IDeckLinkConfiguration::SetString method	138
2.5.15.8	IDeckLinkConfiguration::GetString method	139
2.5.15.9	IDeckLinkConfiguration::WriteConfigurationToPreferences method	140
2.5.16	IDeckLinkAPIInformation Interface	141
2.5.16.1	IDeckLinkAPIInformation::GetFlag method	142
2.5.16.2	IDeckLinkAPIInformation::GetInt method	143
2.5.16.3	IDeckLinkAPIInformation::GetFloat method	144
2.5.16.4	IDeckLinkAPIInformation::GetString method	145
2.5.17	IDeckLinkAttributes Interface	146
2.5.17.1	IDeckLinkAttributes::GetFlag method	147
2.5.17.2	IDeckLinkAttributes::GetInt method	148
2.5.17.3	IDeckLinkAttributes::GetFloat method	149
2.5.17.4	IDeckLinkAttributes::GetString method	150
2.5.18	IDeckLinkMemoryAllocator Interface	151
2.5.18.1	IDeckLinkMemoryAllocator::AllocateBuffer method	153
2.5.18.2	IDeckLinkMemoryAllocator::ReleaseBuffer method	154
2.5.18.3	IDeckLinkMemoryAllocator::Commit method	155
2.5.18.4	IDeckLinkMemoryAllocator::Decommit method	156
2.5.19	IDeckLinkKeyer Interface	157
2.5.19.1	IDeckLinkKeyer::Enable method	158
2.5.19.2	IDeckLinkKeyer::SetLevel method	159
2.5.19.3	IDeckLinkKeyer::RampUp method	160
2.5.19.4	IDeckLinkKeyer::RampDown method	161

# Table of Contents

---

2.5.19.5	IDeckLinkKeyer::Disable method	161
2.5.20	IDeckLinkVideoFrameAncillary Interface	162
2.5.20.1	IDeckLinkVideoFrameAncillary::GetPixelFormat method	163
2.5.20.2	IDeckLinkVideoFrameAncillary::GetDisplayMode method	163
2.5.20.3	IDeckLinkVideoFrameAncillary::GetBufferForVerticalBlankingLine method	164
2.5.21	IDeckLinkTimecode Interface	165
2.5.21.1	IDeckLinkTimecode::GetBCD method	166
2.5.21.2	IDeckLinkTimecode::GetComponents method	167
2.5.21.3	IDeckLinkTimecode::GetString method	168
2.5.21.4	IDeckLinkTimecode::GetFlags method	168
2.5.21.5	IDeckLinkTimecode::GetTimecodeUserBits method	169
2.5.22	IDeckLinkScreenPreviewCallback Interface	170
2.5.22.1	IDeckLinkScreenPreviewCallback::DrawFrame method	171
2.5.23	IDeckLinkGLScreenPreviewHelper Interface	172
2.5.23.1	IDeckLinkGLScreenPreviewHelper::InitializeGL method	174
2.5.23.2	IDeckLinkGLScreenPreviewHelper::PaintGL method	174
2.5.23.3	IDeckLinkGLScreenPreviewHelper::SetFrame method	175
2.5.23.4	IDeckLinkGLScreenPreviewHelper::Set3DPreviewFormat	176
2.5.24	IDeckLinkCocoaScreenPreviewCallback Interface	177
2.5.25	IDeckLinkDX9ScreenPreviewHelper Interface	178
2.5.25.1	IDeckLinkDX9ScreenPreviewHelper::Initialize method	180
2.5.25.2	IDeckLinkDX9ScreenPreviewHelper::Render method	181
2.5.25.3	IDeckLinkDX9ScreenPreviewHelper::SetFrame method	182
2.5.25.4	IDeckLinkDX9ScreenPreviewHelper::Set3DPreviewFormat method	183
2.5.25.5	IDeckLinkVideoConversion Interface	184
2.5.25.6	IDeckLinkVideoConversion::ConvertFrame method	185
2.5.26	IDeckLinkDeckControl Interface	186
2.5.26.1	IDeckLinkDeckControl::Open method	188
2.5.26.2	IDeckLinkDeckControl::Close method	189
2.5.26.3	IDeckLinkDeckControl::GetCurrentState method	190
2.5.26.4	IDeckLinkDeckControl::SetStandby method	191
2.5.26.5	IDeckLinkDeckControl::SendCommand method	192
2.5.26.6	IDeckLinkDeckControl::Play method	193
2.5.26.7	IDeckLinkDeckControl::Stop method	194
2.5.26.8	IDeckLinkDeckControl::TogglePlayStop method	195



# Table of Contents

---

2.5.26.9	IDeckLinkDeckControl::Eject method	196
2.5.26.10	IDeckLinkDeckControl::GoToTimecode method	197
2.5.26.11	IDeckLinkDeckControl::FastForward method	198
2.5.26.12	IDeckLinkDeckControl::Rewind method	199
2.5.26.13	IDeckLinkDeckControl::StepForward method	200
2.5.26.14	IDeckLinkDeckControl::StepBack method	201
2.5.26.15	IDeckLinkDeckControl::Jog method	202
2.5.26.16	IDeckLinkDeckControl::Shuttle method	203
2.5.26.17	IDeckLinkDeckControl::GetTimecodeString method	204
2.5.26.18	IDeckLinkDeckControl::GetTimecode method	205
2.5.26.19	IDeckLinkDeckControl::GetTimecodeBCD method	206
2.5.26.20	IDeckLinkDeckControl::SetPreroll method	207
2.5.26.21	IDeckLinkDeckControl::GetPreroll method	208
2.5.26.22	IDeckLinkDeckControl::SetCaptureOffset method	209
2.5.26.23	IDeckLinkDeckControl::GetCaptureOffset method	210
2.5.26.24	IDeckLinkDeckControl::SetExportOffset method	211
2.5.26.25	IDeckLinkDeckControl::GetExportOffset method	212
2.5.26.26	IDeckLinkDeckControl::GetManualExportOffset method	213
2.5.26.27	IDeckLinkDeckControl::StartExport method	214
2.5.26.28	IDeckLinkDeckControl::StartCapture method	216
2.5.26.29	IDeckLinkDeckControl::GetDeviceID method	218
2.5.26.30	IDeckLinkDeckControl::Abort method	219
2.5.26.31	IDeckLinkDeckControl::CrashRecordStart method	220
2.5.26.32	IDeckLinkDeckControl::CrashRecordStop method	221
2.5.26.33	IDeckLinkDeckControl::SetCallback method	222
2.5.27	IDeckLinkDeckControlStatusCallback Interface	223
2.5.27.1	IDeckLinkDeckControlStatusCallback::TimecodeUpdate method	224
2.5.27.2	IDeckLinkDeckControlStatusCallback::VTRControlStateChanged method	225
2.5.27.3	IDeckLinkDeckControlStatusCallback::DeckControlEventReceived method	226
2.5.27.4	IDeckLinkDeckControlStatusCallback::DeckControlStatusChanged method	227
2.5.28	IDeckLinkDiscovery Interface	228
2.5.28.1	IDeckLinkDiscovery::InstallDeviceNotifications method	229
2.5.28.2	IDeckLinkDiscovery:: UninstallDeviceNotifications method	230
2.5.29	IDeckLinkDeviceNotificationCallback	231
2.5.29.1	IDeckLinkDeviceNotificationCallback::DeckLinkDeviceArrived method	232



# Table of Contents

---

2.5.29.2	IDeckLinkDeviceNotificationCallback::DeckLinkDeviceRemoved method	233
2.5.30	IDeckLinkNotification Interface	234
2.5.30.1	IDeckLinkNotification::Subscribe method	235
2.5.30.2	IDeckLinkNotification::Unsubscribe method	236
2.5.31	IDeckLinkNotificationCallback Interface	237
2.5.31.1	IDeckLinkNotificationCallback::Notify method	238
2.5.32	IDeckLinkEncoderInput Interface	239
2.5.32.1	IDeckLinkEncoderInput::DoesSupportVideoMode	241
2.5.32.2	IDeckLinkEncoderInput::GetDisplayModelIterator	242
2.5.32.3	IDeckLinkEncoderInput::EnableVideoInput	243
2.5.32.4	IDeckLinkEncoderInput::DisableVideoInput	244
2.5.32.5	IDeckLinkEncoderInput::EnableAudioInput	245
2.5.32.6	IDeckLinkEncoderInput::DisableAudioInput	246
2.5.32.7	IDeckLinkEncoderInput::StartStreams	247
2.5.32.8	IDeckLinkEncoderInput::StopStreams	248
2.5.32.9	IDeckLinkEncoderInput::PauseStreams	249
2.5.32.10	IDeckLinkEncoderInput::FlushStreams	250
2.5.32.11	IDeckLinkEncoderInput::SetCallback	251
2.5.32.12	IDeckLinkEncoderInput::GetHardwareReferenceClock	252
2.5.32.13	IDeckLinkEncoderInput::SetMemoryAllocator	253
2.5.32.14	IDeckLinkEncoderInput::GetAvailableAudioSampleFrameCount	254
2.5.33	IDeckLinkEncoderInputCallback Interface	255
2.5.33.1	IDeckLinkEncoderInputCallback::VideoInputSignalChanged method	256
2.5.33.2	IDeckLinkEncoderInputCallback::VideoPacketArrived	257
2.5.33.3	IDeckLinkEncoderInputCallback::AudioPacketArrived	258
2.5.34	IDeckLinkEncoderPacket Interface	259
2.5.34.1	IDeckLinkEncoderPacket::GetBytes method	260
2.5.34.2	IDeckLinkEncoderPacket::GetSize method	261
2.5.34.3	IDeckLinkEncoderPacket::GetStreamTime method	262
2.5.34.4	IDeckLinkEncoderPacket::GetPacketType method	263
2.5.35	IDeckLinkEncoderVideoPacket Interface	264
2.5.35.1	IDeckLinkEncoderVideoPacket::GetPixelFormat method	265
2.5.35.2	IDeckLinkEncoderVideoPacket::GetHardwareReferenceTimestamp method	266
2.5.35.3	IDeckLinkEncoderVideoPacket::GetTimecode method	267
2.5.36	IDeckLinkEncoderAudioPacket Interface	268

# Table of Contents

---

2.5.36.1	IDeckLinkEncoderAudioPacket::GetAudioFormat method	269
2.5.37	IDeckLinkH265NALPacket Interface	270
2.5.37.1	IDeckLinkH265NALPacket::GetUnitType method	271
2.5.37.2	IDeckLinkH265NALPacket::GetBytesNoPrefix method	272
2.5.37.3	IDeckLinkH265NALPacket::GetSizeNoPrefix method	273
2.5.38	IDeckLinkEncoderConfiguration Interface	274
2.5.38.1	IDeckLinkEncoderConfiguration::SetFlag method	275
2.5.38.2	IDeckLinkEncoderConfiguration::GetFlag method	276
2.5.38.3	IDeckLinkEncoderConfiguration::SetInt method	277
2.5.38.4	IDeckLinkEncoderConfiguration::GetInt method	278
2.5.38.5	IDeckLinkEncoderConfiguration::SetFloat method	279
2.5.38.6	IDeckLinkEncoderConfiguration::GetFloat method	280
2.5.38.7	IDeckLinkEncoderConfiguration::SetString method	281
2.5.38.8	IDeckLinkEncoderConfiguration::GetString method	282
2.5.38.9	IDeckLinkEncoderConfiguration::GetBytes method	283
2.5.39	IDeckLinkStatus Interface	284
2.5.39.1	IDeckLinkStatus::GetFlag method	285
2.5.39.2	IDeckLinkStatus::GetInt method	286
2.5.39.3	IDeckLinkStatus::GetFloat method	287
2.5.39.4	IDeckLinkStatus::GetString method	288
2.5.39.5	IDeckLinkStatus::GetBytes method	289
2.5.40	IDeckLinkVideoFrameMetadataExtensions Interface	290
2.5.40.1	IDeckLinkVideoFrameMetadataExtensions::GetInt method	291
2.5.40.2	IDeckLinkVideoFrameMetadataExtensions::GetFloat method	292
2.5.40.3	IDeckLinkVideoFrameMetadataExtensions::GetFlag method	293
2.5.40.4	IDeckLinkVideoFrameMetadataExtensions::GetString method	294
2.6	Streaming Interface Reference	295
2.6.1	IBMDStreamingDiscovery Interface	295
2.6.1.1	IBMDStreamingDiscovery::InstallDeviceNotifications method	296
2.6.1.2	IBMDStreamingDiscovery::UninstallDeviceNotifications method	297
2.6.2	IBMDStreamingDeviceNotificationCallback Interface	298
2.6.2.1	IBMDStreamingDeviceNotificationCallback::StreamingDeviceArrived method	299
2.6.2.2	IBMDStreamingDeviceNotificationCallback::StreamingDeviceRemoved method	300
2.6.2.3	IBMDStreamingDeviceNotificationCallback::StreamingDeviceModeChanged method	301
2.6.3	IBMDStreamingVideoEncodingMode Interface	302

# Table of Contents

---

2.6.3.1	IBMDStreamingVideoEncodingMode::GetName method	304
2.6.3.2	IBMDStreamingVideoEncodingMode::GetPresetID method	304
2.6.3.3	IBMDStreamingVideoEncodingMode::GetSourcePositionX method	305
2.6.3.4	IBMDStreamingVideoEncodingMode::GetSourcePositionY method	305
2.6.3.5	IBMDStreamingVideoEncodingMode::GetSourceWidth method	306
2.6.3.6	IBMDStreamingVideoEncodingMode::GetSourceHeight method	306
2.6.3.7	IBMDStreamingVideoEncodingMode::GetDestWidth method	307
2.6.3.8	IBMDStreamingVideoEncodingMode::GetDestHeight method	307
2.6.3.9	IBMDStreamingVideoEncodingMode::GetFlag method	308
2.6.3.10	IBMDStreamingVideoEncodingMode::GetInt method	309
2.6.3.11	IBMDStreamingVideoEncodingMode::GetFloat method	310
2.6.3.12	IBMDStreamingVideoEncodingMode::GetString method	311
2.6.3.13	IBMDStreamingVideoEncodingMode::CreateMutableVideoEncodingMode method	312
2.6.4	IBMDStreamingMutableVideoEncodingMode Interface	313
2.6.4.1	IBMDStreamingMutableVideoEncodingMode::SetSourceRect method	314
2.6.4.2	IBMDStreamingMutableVideoEncodingMode::SetDestSize method	315
2.6.4.3	IBMDStreamingMutableVideoEncodingMode::SetFlag method	316
2.6.4.4	IBMDStreamingMutableVideoEncodingMode::SetInt method	317
2.6.4.5	IBMDStreamingMutableVideoEncodingMode::SetFloat method	318
2.6.4.6	IBMDStreamingMutableVideoEncodingMode::SetString method	319
2.6.5	IBMDStreamingVideoEncodingModePresetIterator Interface	320
2.6.5.1	IBMDStreamingVideoEncodingModePresetIterator::Next method	321
2.6.6	IBMDStreamingDeviceInput Interface	322
2.6.6.1	IBMDStreamingDeviceInput::DoesSupportVideoInputMode method	323
2.6.6.2	IBMDStreamingDeviceInput::GetVideoInputModelIterator method	324
2.6.6.3	IBMDStreamingDeviceInput::SetVideoInputMode method	325
2.6.6.4	IBMDStreamingDeviceInput::GetCurrentDetectedVideoInputMode method	326
2.6.6.5	IBMDStreamingDeviceInput::GetVideoEncodingMode method	327
2.6.6.6	IBMDStreamingDeviceInput::GetVideoEncodingModePresetIterator method	328
2.6.6.7	IBMDStreamingDeviceInput::DoesSupportVideoEncodingMode method	329
2.6.6.8	IBMDStreamingDeviceInput::SetVideoEncodingMode method	330
2.6.6.9	IBMDStreamingDeviceInput::StartCapture method	331
2.6.6.10	IBMDStreamingDeviceInput::StopCapture method	332
2.6.6.11	IBMDStreamingDeviceInput::SetCallback method	333
2.6.7	IBMDStreamingH264InputCallback Interface	334

# Table of Contents

---

2.6.7.1	IBMDStreamingH264InputCallback::H264NALPacketArrived method	335
2.6.7.2	IBMDStreamingH264InputCallback::H264AudioPacketArrived method	336
2.6.7.3	IBMDStreamingH264InputCallback::MPEG2TSPacketArrived method	337
2.6.7.4	IBMDStreamingH264InputCallback::H264VideoInputConnectorScanningChanged method	338
2.6.7.5	IBMDStreamingH264InputCallback::H264VideoInputConnectorChanged method	339
2.6.7.6	IBMDStreamingH264InputCallback::H264VideoInputModeChanged method	340
2.6.8	IBMDStreamingH264NALPacket Interface	341
2.6.8.1	IBMDStreamingH264NALPacket::GetPayloadSize method	342
2.6.8.2	IBMDStreamingH264NALPacket::GetBytes method	342
2.6.8.3	IBMDStreamingH264NALPacket::GetBytesWithSizePrefix method	343
2.6.8.4	IBMDStreamingH264NALPacket::GetDisplayTime method	344
2.6.8.5	IBMDStreamingH264NALPacket::GetPacketIndex method	344
2.6.9	IBMDStreamingAudioPacket Interface	345
2.6.9.1	IBMDStreamingAudioPacket::GetCodec method	346
2.6.9.2	IBMDStreamingAudioPacket::GetPayloadSize method	346
2.6.9.3	IBMDStreamingAudioPacket::GetBytes method	347
2.6.9.4	IBMDStreamingAudioPacket::GetPlayTime method	348
2.6.9.5	IBMDStreamingAudioPacket::GetPacketIndex method	348
2.6.10	IBMDStreamingMPEG2TSPacket Interface	349
2.6.10.1	IBMDStreamingMPEG2TSPacket::GetPayloadSize method	350
2.6.10.2	IBMDStreamingMPEG2TSPacket::GetBytes method	350
2.6.11	IBMDStreamingH264NALParser Interface	351
2.6.11.1	IBMDStreamingH264NALParser::IsNALSequenceParameterSet method	352
2.6.11.2	IBMDStreamingH264NALParser::IsNALPictureParameterSet method	353
2.6.11.3	IBMDStreamingH264NALParser::GetProfileAndLevelFromSPS method	354
2.7	Common Data Types	355
2.7.1	Basic Types	355
2.7.2	Time Representation	358
2.7.3	Display Modes	359
2.7.4	Pixel Formats	361
2.7.5	Field Dominance	371
2.7.6	Frame Flags	371
2.7.7	Video Input Flags	371
2.7.8	Video Output Flags	372
2.7.9	Output Frame Completion Results Flags	372

# Table of Contents

---

2.7.10	Frame preview format	373
2.7.11	Video IO Support	373
2.7.12	Video Connection Modes	373
2.7.13	Link Configuration	374
2.7.14	Audio Sample Rates	374
2.7.15	Audio Sample Types	374
2.7.16	DeckLink Information ID	375
2.7.17	DeckLink Attribute ID	376
2.7.18	DeckLink Configuration ID	379
2.7.19	Audio Output Stream Type	385
2.7.20	Analog Video Flags	385
2.7.21	Audio Connection Modes	385
2.7.22	Audio Output Selection switch	386
2.7.23	Output Conversion Modes	386
2.7.24	Input Conversion Modes	387
2.7.25	Video Input Format Changed Events	387
2.7.26	Detected Video Input Format Flags	387
2.7.27	Capture Pass Through Mode	388
2.7.28	Display Mode Characteristics	388
2.7.29	Video 3D packing format	388
2.7.30	Display Mode Support	389
2.7.31	BMDTimecodeFormat	389
2.7.32	BMDTimecodeFlags	390
2.7.33	BMDTimecodeBCD	390
2.7.34	Deck Control Mode	391
2.7.35	Deck Control Event	391
2.7.36	Deck Control VTR Control States	392
2.7.37	Deck Control Status Flags	392
2.7.38	Deck Control Export Mode Ops Flags	392
2.7.39	Deck Control error	393
2.7.40	Genlock reference status	394
2.7.41	Idle Video Output Operation	394
2.7.42	Device Busy State	395
2.7.43	DeckLink Device Notification	395
2.7.44	Streaming Device Mode	395

# Table of Contents

---

2.7.45	Streaming Device Encoding Frame Rates	396
2.7.46	Streaming Device Encoding Support	396
2.7.47	Streaming Device Codecs	396
2.7.48	Streaming Device H264 Profile	397
2.7.49	Streaming Device H264 Level	397
2.7.50	Streaming Device H264 Entropy Coding	398
2.7.51	Streaming Device Audio Codec	398
2.7.52	Streaming Device Encoding Mode Properties	398
2.7.53	Audio Formats	399
2.7.54	Deck Control Connection	399
2.7.55	Video Encoder Frame Coding Mode	399
2.7.56	DeckLink Encoder Configuration ID	400
2.7.57	Device Interface	401
2.7.58	Packet Type	401
2.7.59	DeckLink Status ID	401
2.7.60	Duplex Mode	402
2.7.61	Video Status Flags	402
2.7.62	Duplex Status	403
2.7.63	Frame Metadata ID	403
2.7.64	DNxHR Levels	404

# SECTION 1 Introduction

---

## 1.1 Welcome

Thanks for downloading the Blackmagic Design DeckLink Software Developers Kit.

## 1.2 Overview

The DeckLink SDK provides a stable, cross-platform interface to Blackmagic Design capture and playback products.

The SDK provides both low-level control of hardware and high-level interfaces to allow developers to easily perform common tasks.

The SDK consists of a set of interface descriptions & sample applications which demonstrate the use of the basic features of the hardware.

The details of the SDK are described in this document. The SDK supports Microsoft Windows, Mac OS X and Linux platforms.

The libraries supporting the Blackmagic SDK are shipped as part of the product installers for each supported product line. Applications built against the interfaces shipped in the SDK will dynamically link against the library installed on the end-user's system.

The SDK interface is modeled on Microsoft's Component Object Model (COM). On Microsoft Windows platforms, it is provided as a native COM interface registered with the operating system. On other platforms application code is provided to allow the same COM style interface to be used.

The COM model provides a paradigm for creating flexible and extensible interfaces with minimal overhead.

You can download the Decklink SDK from the Blackmagic Design support center at: **[www.blackmagicdesign.com/support](http://www.blackmagicdesign.com/support)**

The product family is Capture and Playback.

If you're looking for detailed answers regarding technologies used by Blackmagic Design, such as codecs, core media, APIs, SDK and more, visit the Blackmagic Software Developers Forum. The forum is a helpful place for you to engage with both Blackmagic support staff and other forum members who can answer developer specific questions and provide further information. The Software Developers forum can be found within the Blackmagic Design Forum at **[forum.blackmagicdesign.com](http://forum.blackmagicdesign.com)**

If you wish to ask questions outside of the software developers forum, please contact us at: [developer@blackmagicdesign.com](mailto:developer@blackmagicdesign.com)



### **1.3.1 Supported Products**

The DeckLink SDK provides programmatic access to a wide variety of Blackmagic Design products. The term “DeckLink” is used as a generic term to refer to the supported products.

Playback and Capture support is provided for devices in the DeckLink, Intensity, UltraStudio and Teranex product lines. Capture support is provided for the Cinema Camera and HyperDeck Studio products.

### **1.3.2 Supported Operating Systems**

The DeckLink SDK is supported on Mac OS X, Windows and Linux operating systems. The release notes supplied with the DeckLink packages include details of supported operating system versions.

### **1.3.3 3rd Party Product and Feature Support**

#### **1.3.3.1 NVIDIA GPUDirect support**

NVIDIA GPUDirect is supported on Windows 7 and Linux for x86 and x64 architectures where those platforms are also supported by NVIDIA. GPUDirect support requires the use of the DVP library supplied by NVIDIA.

See the `LoopThroughWithOpenGLCompositing` for a detailed example of integrating the DeckLink API and NVIDIA GPUDirect.

#### **1.3.3.2 AMD DirectGMA support**

AMD DirectGMA is supported on Windows 7 and Linux for x86 and x64 architectures where those platforms are also supported by AMD. DirectGMA support requires the use of the `GL_AMD_pinned_memory` GL extension supported by compatible AMD OpenGL drivers.

See the `LoopThroughWithOpenGLCompositing` for a detailed example of integrating the DeckLink API and AMD DirectGMA.

#### 1.3.4 Object Interfaces

The API provides high-level interfaces to allow capture & playback of audio and video with frame buffering and scheduling as well as low-level interfaces for controlling features available on different capture card models.

Functionality within the API is accessed via “object interfaces”. Each object in the system may inherit from and be accessed via a number of object interfaces. Typically the developer is able to interact with object interfaces and leave the underlying objects to manage themselves.

Each object interface class has a Globally Unique ID (GUID) called an “Interface ID”. On platforms with native COM support, an IID may be used to obtain a handle to an exported interface object from the OS, which is effectively an entry point to an installed API.

Each interface may have related interfaces that are accessed by providing an IID to an existing object interface (see **IUnknown::QueryInterface**). This mechanism allows new interfaces to be added to the API without breaking API or ABI compatibility.

### 1.3.5 Reference Counting

The API uses reference counting to manage the life cycle of object interfaces. The developer may need to add or remove references on object interfaces (see **IUnknown::AddRef** and **IUnknown::Release**) to influence their life cycle as appropriate in the application.

### 1.3.6 Interface Stability

The SDK provides a set of stable interfaces for accessing Blackmagic Design hardware. Whilst the published interfaces will remain stable, developers need to be aware of some issues they may encounter as new products, features and interfaces become available.

#### 1.3.6.1 New Interfaces

Major pieces of new functionality may be added to the SDK as a whole new object interface. Already released applications will not be affected by the additional functionality. Developers making use of the new functionality should be sure to check the return of **CoCreateInstance** and/or **QueryInterface** as these interfaces will not be available on users systems which are running an older release of the Blackmagic drivers.

Developers can choose to either reduce the functionality of their application when an interface is not available, or to notify the user that they must install a later version of the Blackmagic drivers.

#### **1.3.6.2 Updated Interfaces**

As new functionality is added to the SDK, some existing interfaces may need to be modified or extended. To maintain compatibility with released software, the original interface will be deprecated but will remain available and maintain its unique identifier (IID). The replacement interface will have a new identifier and remain as similar to the original as possible.

#### **1.3.6.3 Deprecated Interfaces**

Interfaces which have been replaced with an updated version, or are no longer recommended for use are “deprecated”. Deprecated interfaces are moved out of the main interface description files into an interface description file named according to the release in which the interface was deprecated. Deprecated interfaces are also renamed with a suffix indicating the release prior to the one in which they were deprecated.

It is recommended that developers update their applications to use the most recent SDK interfaces when they release a new version of their applications. As an interim measure, developers may include the deprecated interface descriptions, and updating the names of the interfaces in their application to access the original interface functionality.

#### **1.3.6.4 Removed Interfaces**

Interfaces that have been deprecated for some time may eventually be removed in a major driver update if they become impractical to support.

## 1.4 Interface Reference

Every object interface subclasses the **IUnknown** interface.

### 1.4.1 IUnknown Interface

Each API interface is a subclass of the standard COM base class – **IUnknown**. The **IUnknown** object interface provides reference counting and the ability to look up related interfaces by interface ID. The interface ID mechanism allows interfaces to be added to the API without impacting existing applications.

Public Member Functions	
Method	Description
QueryInterface	Provides access to supported child interfaces of the object.
AddRef	Increments the reference count of the object.
Release	Decrements the reference count of the object. When the final reference is removed, the object is freed.

#### 1.4.1.1 IUnknown::QueryInterface method

The **QueryInterface** method looks up a related interface of an object interface.

##### Syntax

```
HRESULT QueryInterface(REFIID id, void **outputInterface);
```

##### Parameters

Name	Direction	Description
id	in	Interface ID of interface to lookup
outputInterface	out	New object interface or NULL on failure

##### Return Values

Value	Description
E_NOINTERFACE	Interface was not found
S_OK	Success

#### 1.4.1.2 IUnknown::AddRef method

The **AddRef** method increments the reference count for an object interface.

##### Syntax

```
ULONG          AddRef();
```

##### Parameters

none.

##### Return Values

Value	Description
Count	New reference count – for debug purposes only.

#### 1.4.1.3 IUnknown::Release method

The **Release** method decrements the reference count for an object interface.  
When the last reference is removed from an object, the object will be destroyed.

##### Syntax

```
ULONG          Release();
```

##### Parameters

none.

##### Return Values

Value	Description
Count	New reference count – for debug purposes only.



## SECTION 2 DeckLink API

### 2.1 Using the DeckLink API in a project

The supplied sample applications provide examples of how to include the DeckLink API in a project on each supported platform.

To use the DeckLink API in your project, one or more files need to be included:

Windows	DeckLink X.Y\Win\Include\DeckLinkAPI.idl
Mac OS X	DeckLink X.Y/Mac/Include/DeckLinkAPI.h
	DeckLink X.Y/Mac/Include/DeckLinkAPIDispatch.cpp
Linux	DeckLink X.Y/Linux/Include/DeckLinkAPI.h
	DeckLink X.Y/Linux/Include/DeckLinkAPIDispatch.cpp

You can also include the optional header file "DeckLinkAPIVersion.h". It defines two macros containing the SDK version numbers which can be used at runtime by your application to compare the version of the DeckLink API it is linked to with the version of the SDK used at compile time.

## SECTION 2 DeckLink API

### 2.2 Sandboxing support on Mac OS X

The DeckLink API can be accessed from a sandboxed applications if the following requirements are met:

- Application is built against Mac OS X 10.7 or later
- Ensure “Enable App sandboxing” is ticked in your application’s Xcode project,
- Ensure you have selected a valid code signing identity,
- Insert the following property into your application’s entitlements file:

Refer to the Sandboxed Signal Generator target in the SignalGenerator sample application in the SDK.

Key	Type	Value
com.apple.security.temporary-exception.mach-lookup.global-name	String	com.blackmagic-design.desktopvideo.DeckLinkHardwareXPService

Further information can be found in the App Sandbox Design Guide available on Apple’s Mac Developer Library website.

## SECTION 2 DeckLink API

### 2.3 Accessing DeckLink devices

Most DeckLink API object interfaces are accessed via the **IDeckLinkIterator** object. How a reference to an **IDeckLinkIterator** is obtained varies between platforms depending on their level of support for COM.

#### 2.3.1 Windows

The main entry point to the DeckLink API is the **IDeckLinkIterator** interface.

This interface should be obtained from COM using `CoCreateInstance`:

```
IDeckLinkIterator *deckLinkIterator = NULL;
```

`CoCreateInstance(CLSID_CDeckLinkIterator, NULL, CLSCTX_ALL, IID_IDeckLinkIterator, (void**)&deckLinkIterator);` On success, **CoCreateInstance** returns an HRESULT of S\_OK and `deckLinkIterator` points to a new **IDeckLinkIterator** object interface.

#### 2.3.2 Mac OS X and Linux

On platforms without native COM support, a C entry point is provided to access an **IDeckLinkIterator** object:

```
IDeckLinkIterator *deckLinkIterator = CreateDeckLinkIteratorInstance();
```

On success, `deckLinkIterator` will point to a new **IDeckLinkIterator** object interface otherwise it will be set to NULL.

## SECTION 2 DeckLink API

### 2.4 High level interface

The DeckLink API provides a framework for video & audio streaming which greatly simplifies the task of capturing or playing out video and audio streams. This section provides an overview of how to use these interfaces.

#### 2.4.1 Capture

An application performing a standard streaming capture operation should perform the following steps:

- If desired, enumerate the supported capture video modes by calling **IDeckLinkInput::GetDisplayModelIterator**. For each reported capture mode, call **IDeckLinkInput::DoesSupportVideoMode** to check if the combination of the video mode and pixel format is supported.
- **IDeckLinkInput::EnableVideoInput**
- **IDeckLinkInput::EnableAudioInput**
- **IDeckLinkInput::SetCallback**
- **IDeckLinkInput::StartStreams**
- While streams are running:
  - receive calls to **IDeckLinkInputCallback::VideoInputFrameArrived** with video frame and corresponding audio packet

#### **IDeckLinkInput::StopStreams**

Audio may be “pulled” from a separate thread if desired.

If audio is not required, the call to **IDeckLinkInput::EnableAudioInput** may be omitted and the **IDeckLinkInputCallback::VideoInputFrameArrived** callback will receive NULL audio packets.

### 2.4.2 Playback

An application performing a standard streaming playback operation should perform the following steps:

- **IDeckLinkOutput::DoesSupportVideoMode** to check if the combination of the video mode and pixel format is supported.
- **IDeckLinkOutput::EnableVideoOutput**
- **IDeckLinkOutput::EnableAudioOutput**
- **IDeckLinkOutput::SetScheduledFrameCompletionCallback**
- **IDeckLinkOutput::SetAudioCallback**
- **IDeckLinkOutput::BeginAudioPreroll**
- While more frames or audio need to be pre-rolled:
  - **IDeckLinkOutput::ScheduleVideoFrame**
  - Return audio data from **IDeckLinkAudioOutputCallback::RenderAudioSamples**
  - When audio preroll is complete, call **IDeckLinkOutput::EndAudioPreroll**
- **IDeckLinkOutput::StartScheduledPlayback**
- While playback is running:
  - Schedule more video frames from **IDeckLinkVideoOutputCallback::ScheduledFrameCompleted**
  - Schedule more audio from **IDeckLinkAudioOutputCallback::RenderAudioSamples**

If audio is not required, the call to **IDeckLinkOutput::EnableAudioOutput**, **IDeckLinkOutput::SetAudioCallback** and **IDeckLinkOutput::BeginAudioPreroll** may be omitted.

If pre-roll is not required initial **IDeckLinkOutput::ScheduleVideoFrame** calls and the call to **IDeckLinkOutput::BeginAudioPreroll** and **IDeckLinkOutput::EndAudioPreroll** may be omitted.

## 2.4.3 3D Functionality

3D (dual-stream) capture and playback is supported by certain DeckLink devices such as the DeckLink 4K Extreme. The 3D functionality is only available over HDMI or SDI, where Channel A and Channel B represent the left and right eyes. The 3D packing must be manually set when connecting to pre-HDMI 1.4 devices. When capturing from an HDMI 1.4 compliant source, the 3D packing format will automatically be detected, and cannot be overridden. When outputting to an HDMI 1.4 compliant device / monitor, the packing format will be adjusted according to the device / monitor's capabilities, but can be manually changed. Refer to the **IDeckLinkConfiguration** Interface and **BMDVideo3DPackingFormat** sections for more information on getting and setting the packing format.

### 2.4.3.1 3D Capture

An application performing a streaming 3D capture operation should perform the following steps:

- If desired, enumerate the supported capture video modes by calling **IDeckLinkInput::GetDisplayModeIterator**. For each reported capture mode, check for the presence of the **bmdDisplayModeSupports3D** flag in the return value of **IDeckLinkDisplayMode::GetFlag** indicating that this mode is supported for 3D capture. Call **IDeckLinkInput::DoesSupportVideoMode** with the **bmdVideoInputDualStream3D** flag to check if the combination of the video mode and pixel format is supported.
- Call **IDeckLinkInput::EnableVideoInput** with the **bmdVideoInputDualStream3D** flag.
- **IDeckLinkInput::EnableAudioInput**
- **IDeckLinkInput::SetCallback**
- **IDeckLinkInput::StartStreams**
- While streams are running:
  - Receive calls to **IDeckLinkInputCallback::VideoInputFrameArrived** with left eye video frame and corresponding audio packet.  
Inside the callback:
    - Call **IDeckLinkVideoInputFrame::QueryInterface** with **IIDeckLinkVideoFrame3DExtensions**.
    - **IDeckLinkVideoFrame3DExtensions::GetFrameForRightEye**  
The returned frame object must be released by the caller when no longer required.
- **IDeckLinkInput::StopStreams**

### 2.4.3.2 3D Playback

To support 3D playback, your application must provide the API with a video frame object which implements the **IDeckLinkVideoFrame** interface and returns a valid object implementing the **IDeckLinkVideoFrame3DExtensions** interface when its **QueryInterface** method is called with **IID\_IDeckLinkVideoFrame3DExtensions**. This can be achieved by providing your own class which:

- subclasses both **IDeckLinkVideoFrame** and **IDeckLinkVideoFrame3DExtensions** interfaces
- returns a pointer to itself (cast to **IDeckLinkVideoFrame3DExtensions**) when its **QueryInterface** method is called with **IID\_IDeckLinkVideoFrame3DExtensions**.
- implements all the methods in the **IDeckLinkVideoFrame** and **IDeckLinkVideoFrame3DExtensions** classes.

An application performing a streaming 3D playback operation should perform the following steps:

- Check if 3D is supported for the desired video mode with **IDeckLinkOutput::DoesSupportVideoMode** called with **bmdVideoOutputDualStream3D**.
- Call **IDeckLinkOutput::EnableVideoOutput** with the **bmdVideoOutputDualStream3D** flag set.
- **IDeckLinkOutput::EnableAudioOutput**
- **IDeckLinkOutput::SetScheduledFrameCompletionCallback**
- **IDeckLinkOutput::SetAudioCallback**
- **IDeckLinkOutput::BeginAudioPreroll**



## SECTION 2 DeckLink API

- While more frames or audio need to be pre-rolled:
  - Create a video frame object that subclasses **IDeckLinkVideoFrame** and **IDeckLinkVideoFrame3DExtensions** as explained above.
  - **IDeckLinkOutput::ScheduleVideoFrame**
  - Return audio data from **IDeckLinkAudioOutputCallback::RenderAudioSamples**  
When audio preroll is complete, call **IDeckLinkOutput::EndAudioPreroll**
- **IDeckLinkOutput::StartScheduledPlayback**
- While playback is running:
  - Schedule more video frames from **IDeckLinkVideoOutputCallback::ScheduledFrameCompleted**
  - Schedule more audio from **IDeckLinkAudioOutputCallback::RenderAudioSamples**

If audio is not required, the call to **IDeckLinkOutput::EnableAudioOutput**, **IDeckLinkOutput::SetAudioCallback** and **IDeckLinkOutput::BeginAudioPreroll** may be omitted.

If pre-roll is not required initial **IDeckLinkOutput::ScheduleVideoFrame** calls and the call to **IDeckLinkOutput::BeginAudioPreroll** and **IDeckLinkOutput::EndAudioPreroll** may be omitted.

#### 2.4.4 DeckLink Device Notification

A callback notification can be provided to an application when a Thunderbolt or USB 3.0 based DeckLink device is connected or disconnected.

An application that supports connection notification should perform the following steps:

- Create a callback class that subclasses **IDeckLinkDeviceNotificationCallback** and implements all of its methods. The callback class will be called asynchronously from an API private thread. Create an instance of the callback class.
- Call **IDeckLinkDiscovery::InstallDeviceNotifications** and provide the **IDeckLinkDeviceNotificationCallback** object.
- **IDeckLinkDeviceNotificationCallback::DeckLinkDeviceArrived** is called for all currently-connected devices.
- When a DeckLink device is connected after the initial reporting of devices then **IDeckLinkDeviceNotificationCallback::DeckLinkDeviceArrived** will be called.
- When a DeckLink device is removed, **IDeckLinkDeviceNotificationCallback::DeckLinkDeviceRemoved** is called on an API-private thread.
- Before the application exits, call **IDeckLinkDiscovery::UninstallDeviceNotifications**.

#### 2.4.5 Streaming Encoder

Streaming encoder functionality is supported by certain DeckLink devices such as the H.264 Pro Recorder. Uncompressed video and audio streams may be encoded into a compressed bitstream and made available to suitable applications involving compressed video and audio.

#### 2.4.5.1 Streaming Encoder Capture

An application performing a typical streaming encoder capture operation should perform the following steps:

- Enumerate the preset video encoding modes by calling **IBMDStreamingDeviceInput::GetVideoEncodingModePresetIterator**.  
For each reported video encoding mode call **IBMDStreamingDeviceInput::GetCurrentDetectedVideoInputMode** and **IBMDStreamingDeviceInput::DoesSupportVideoEncodingMode** to check if the current video input mode and video encoding mode are supported.
- If desired, call **IBMDStreamingVideoEncodingMode::CreateMutableVideoEncodingMode** to change the encoder bitrate or other encoder settings.
- **IBMDStreamingDeviceInput::SetVideoEncodingMode**
- **IBMDStreamingDeviceInput::SetCallback**
- **IBMDStreamingDeviceInput::StartCapture**
- While capture is running:
  - receive calls to **IBMDStreamingH264InputCallback::MPEG2TSPacketArrived** with MPEG transport stream data to process both compressed video and audio
  - alternatively, receive calls to **IBMDStreamingH264InputCallback::H264NALPacketArrived** and **IBMDStreamingH264InputCallback::H264AudioPacketArrived** to process compressed video and audio data separately
- **IBMDStreamingDeviceInput::StopCapture**

## 2.4.6 Automatic Mode Detection

The automatic mode detection feature will notify an application when a property of the video input signal changes. This feature is supported on certain DeckLink devices. For an example of using automatic mode detection, please refer the AutomaticModeDetection sample in the DeckLink SDK.

To use this feature please refer to the following steps:

- Call **IDeckLinkAttributes::GetFlag** with the **BMDDeckLinkSupportsInputFormatDetection** flag to check that the DeckLink hardware supports the automatic format detection feature.
- Create a callback class that subclasses from **IDeckLinkInputCallback** and implements all of its methods. The **IDeckLinkInputCallback::VideoInputFormatChanged** method will be called when a change in the property of the video signal has been detected.
- Install a callback by calling **IDeckLinkInput::SetCallback** and referencing an instance of your callback class.
- Call **IDeckLinkInput::EnableVideoInput** with an initial video mode and pixel format and set the **bmdVideoInputEnableFormatDetection** flag.
- Call **IDeckLinkInput::EnableAudioInput**.
- Call **IDeckLinkInput::StartStreams** to begin capture.
- While the input streams are running:
  - If a change in a property of the input video signal is detected then **IDeckLinkInputCallback::VideoInputFormatChanged** will be called in your callback object with the new video properties provided in the parameters.
  - If the video mode or pixel format has changed, then the following sequence could be used to restart capture with the new settings:
    - IDeckLinkInput::PauseStreams**
    - Call **IDeckLinkInput::EnableVideoInput** with the detected video mode and pixel format.
    - IDeckLinkInput::FlushStreams**
    - IDeckLinkInput::StartStreams**
- Call **IDeckLinkInput::StopStreams** to stop capture.
- Call **IDeckLinkInput::DisableVideoInput**
- Call **IDeckLinkInput::DisableAudioInput**

## SECTION 2 DeckLink API

### 2.4.7 Ancillary Data functionality

The capture or output of vertical ancillary data (VANC) is supported by certain DeckLink device models. The lines of VANC that are accessible are dependent upon the model of the DeckLink device. Currently horizontal ancillary data (HANC) access is not supported.

#### 2.4.7.1 VANC Capture

An application performing VANC data capture should perform the following steps:

- **IDeckLinkInput::EnableVideoInput**

The pixel format that is specified will apply to both active picture and ancillary data with non-4K DeckLink devices.

When capturing ancillary data with a 4K DeckLink device, the ancillary data will always be in the 10-bit YUV pixel format.

- **IDeckLinkInput::EnableAudioInput**

- **IDeckLinkInput::SetCallback**

- **IDeckLinkInput::StartStreams**

- While streams are running:

- Receive calls to **IDeckLinkInputCallback::VideoInputFrameArrived**

Inside the callback:

- **IDeckLinkVideoInputFrame::GetAncillaryData**

- **IDeckLinkVideoFrameAncillary::GetBufferForVerticalBlankingLine**

Check that **S\_OK** is returned to ensure that the line number is supported and valid.

The **IDeckLinkVideoFrameAncillary** object has a reference to the input frame, so if **AddRef** is called on it, ensure that it is released in a timely manner otherwise capture will run out of available frames.

#### 2.4.7.2 VANC Output

An application performing VANC output should perform the following steps.

For an example of performing VANC output, please refer the VancOutput sample in the DeckLink SDK.

- Call **IDeckLinkOutput::EnableVideoOutput** with the **bmdVideoOutputVANC** flag set.
- **IDeckLinkOutput::CreateAncillaryData**  
Ensure that the pixel format is appropriate for the type of ancillary data. For example CEA 708 will require a 10-bit pixel format.
- **IDeckLinkVideoFrameAncillary::GetBufferForVerticalBlankingLine**  
Check the return value for S\_OK to make sure that you have requested a valid ancillary line number.
- Write your data packet to the ancillary buffer. The row bytes available for a given VANC line is the same as active picture.  
Ensure that you are writing the data into the appropriate pixel channel.  
Note that illegal values will be clamped into the SMPTE range. The exception to this rule is the ADF sequence.
- **IDeckLinkOutput::CreateVideoFrame**  
Ensure the video frame has the same pixel format as the ancillary data object.
- **IDeckLinkVideoFrameAncillary::SetAncillaryData**
- **IDeckLinkOutput::ScheduleVideoFrame**
- **IDeckLinkOutput::StartScheduledPlayback**

### 2.4.8 Keying

Alpha keying allows an application to either superimpose a key frame over an incoming video feed (internal keying) or to send fill and key to an external keyer (external keying). The alpha keying functionality is supported on certain DeckLink models.

For an example of using the keying functionality please refer to GdiKeyer sample application in the DeckLink SDK.

An application performing keying should use the following steps:

- Detect the keying capabilities of the hardware
  - Call **IDeckLinkAttributes::GetFlag** using **BMDDeckLinkSupportsInternalKeying** or **BMDDeckLinkSupportsExternalKeying** to determine internal / external keying support
  - Call **IDeckLinkAttributes::GetFlag** using **BMDDeckLinkSupportsHDKeying** to determine if keying is supported with high definition video modes.
- Create video frames with pixel formats that have alpha channels (such as **bmdFormat8BitARGB** or **bmdFormat8BitBGRA**).
- **IDeckLinkOutput::EnableVideoOutput**
- Call **IDeckLinkKeyer::Enable** with FALSE for internal keying or TRUE for external keying
- Set a fixed level of blending using **IDeckLinkKeyer::SetLevel**  
Alternatively set ramp up or down blending using **IDeckLinkKeyer::RampUp** or **IDeckLinkKeyer::RampDown**  
The level of blending of each pixel will depend on the value in the alpha channel and the keying level setting.
- **IDeckLinkOutput::SetScheduledFrameCompletionCallback**
- Pre-roll video frames using **IDeckLinkOutput::ScheduleVideoFrame**
- **IDeckLinkOutput::StartScheduledPlayback**
- While playback is running schedule video frames from **IDeckLinkVideoOutputCallback::ScheduledFrameCompleted**
- When playback has finished:
  - **IDeckLinkKeyer::Disable**
  - **IDeckLinkOutput::DisableVideoOutput**



## SECTION 2 DeckLink API

### 2.4.9 Timecode/Timecode user bits

The capture and output of VITC and RP188 timecodes are supported on certain DeckLink models. VITC timecodes are only supported with SD video modes. RP188 timecodes are only supported with HD video modes.

To use this feature please refer to the following points:

#### 2.4.9.1 Timecode Capture

An application performing timecode capture should perform the following steps. For an example of timecode capture please refer to the CapturePreview sample application in the DeckLink SDK.

- **IDeckLinkInput::EnableVideoInput**
- **IDeckLinkInput::EnableAudioInput**
- **IDeckLinkInput::SetCallback**
- **IDeckLinkInput::StartStreams**
- While streams are running:
  - Receive calls to **IDeckLinkInputCallback::VideoInputFrameArrived** with video frame and corresponding audio packet
  - Call **IDeckLinkVideoInputFrame::GetTimecode**
  - **IDeckLinkTimecode::GetFlags**
  - **IDeckLinkTimecode::GetTimecodeUserBits**
- **IDeckLinkInput::StopStreams**
- **IDeckLinkInput::DisableVideoInput**

## 2.4.9.2 Timecode Output

An application performing timecode output should perform the following steps. For an example of timecode output please refer to the Linux SignalGenerator sample application in the DeckLink SDK.

- Call **IDeckLinkOutput::EnableVideoOutput** with either **bmdVideoOutputVITC** or **bmdVideoOutputRP188**
- **IDeckLinkOutput::EnableAudioOutput**
- **IDeckLinkOutput::SetScheduledFrameCompletionCallback**
- **IDeckLinkOutput::SetAudioCallback**
- **IDeckLinkOutput::BeginAudioPreroll**
- While more frames or audio need to be pre-rolled:
  - Create video frames with **IDeckLinkOutput::CreateVideoFrame**
  - Set the timecode into the frame with **IDeckLinkMutableVideoFrame::SetTimecode** or **IDeckLinkMutableVideoFrame::SetTimecodeFromComponents**
  - **IDeckLinkOutput::ScheduleVideoFrame**
  - Return audio data from **IDeckLinkAudioOutputCallback::RenderAudioSamples**
  - When audio preroll is complete, call **IDeckLinkOutput::EndAudioPreroll**
- **IDeckLinkOutput::StartScheduledPlayback**
- While playback is running:
  - Create video frames and set the timecode.
  - Schedule more video frames from **IDeckLinkVideoOutputCallback::ScheduledFrameCompleted**
  - Schedule more audio from **IDeckLinkAudioOutputCallback::RenderAudioSamples**
- **IDeckLinkOutput::StopScheduledPlayback**
- **IDeckLinkOutput::DisableVideoOutput**

## SECTION 2 DeckLink API

### 2.4.10 H.265 Capture

Certain DeckLink devices support encoded (e.g. H.265) capture in addition to regular uncompressed capture.

Note that the Encoded Capture interface is distinct from the H.264 only 'Streaming Encoder' interface.

#### 2.4.10.1 Encoded Capture

An application performing an encoded capture operation should perform the following steps:

- Obtain a reference to the **IDeckLinkEncoderInput** interface from **IDeckLinkInput** via **QueryInterface**
- If desired, enumerate the supported encoded capture video modes by calling **IDeckLinkEncoderInput::GetDisplayModeIterator**.  
For each reported capture mode, call **IDeckLinkEncoderInput::DoesSupportVideoMode** to check if the combination of the video mode and pixel format is supported.
- **IDeckLinkEncoderInput::EnableVideoInput**
- **IDeckLinkEncoderInput::EnableAudioInput**
- **IDeckLinkEncoderInput::SetCallback**
- **IDeckLinkEncoderInput::StartStreams**
- While streams are running:
  - receive calls to **IDeckLinkEncoderInputCallback::VideoPacketArrived** with encoded video packets
  - receive calls to **IDeckLinkEncoderInputCallback::AudioPacketArrived** with audio packets
- **IDeckLinkInput::StopStreams**

If audio is not required, the call to **IDeckLinkEncoderInput::EnableAudioInput** may be omitted and the **IDeckLinkEncoderInputCallback::AudioPacketArrived** callback will not be called.

## SECTION 2 DeckLink API

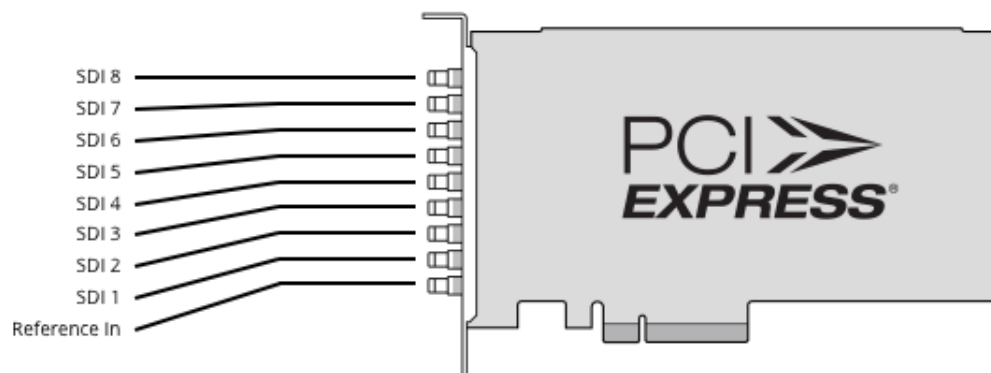
### 2.4.11 Configurable duplex mode

Certain DeckLink devices such as the DeckLink Quad 2 and the DeckLink Duo 2 support configuration of the duplex mode of individual sub-devices.

For these DeckLink devices, sub-devices are grouped together in pairs.

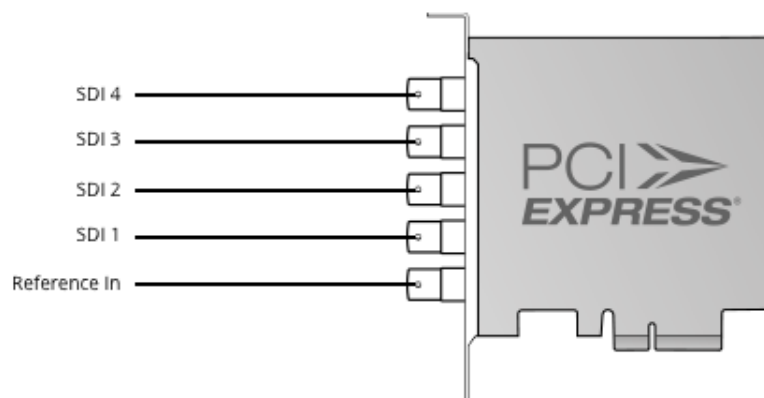
- A sub-device configured as full-duplex will use two connectors, which allows simultaneous capture and playback, internal keying, and fill & key scenarios.
- A half-duplex sub-device will use a single connector as an individual capture or playback channel.
- A sub-device pair shares two connectors, therefore a sub-device configured as full-duplex will cause the paired sub-device to become inactive.

The table and illustration below demonstrate the pairing between sub-devices, and how the relationship to physical connectors varies in some common duplex mode configurations.



# SECTION 2 DeckLink API

Sub-device index	Connector mapping in Half-Duplex	Connector mapping in Full-Duplex	Configurable Duplex Mode	Paired sub-device index
0	SDI 1	SDI 1 (in/key) & SDI 2 (out/fill)	Yes	4
1	SDI 3	SDI 3 (in/key) & SDI 4 (out/fill)	Yes	5
2	SDI 5	SDI 5 (in/key) & SDI 6 (out/fill)	Yes	6
3	SDI 7	SDI 7 (in/key) & SDI 8 (out/fill)	Yes	7
4	SDI 2	-		0
5	SDI 4	-		1
6	SDI 6	-		2
7	SDI 8	-		3



## SECTION 2 DeckLink API

Sub-device index	Connector mapping in Half-Duplex	Connector mapping in Full-Duplex	Configurable Duplex Mode	Paired sub-device index
0	SDI 1	SDI 1 (in/key) & SDI 2 (out/fill)	Yes	2
1	SDI 3	SDI 3 (in/key) & SDI 4 (out/fill)	Yes	3
2	SDI 2	-		0
3	SDI 4	-		1

Sub-device and Paired sub-device index reference the value of the `BMDDeckLinkSubDeviceIndex` attribute. The Paired sub-device is identified by the value of the `BMDDeckLinkPairedDevicePersistentID` attribute (see `IDeckLinkAttributes` interface for details).

For example, as can be seen in the tables above:

- DeckLink Quad 2 sub-device 0 is paired with sub-device 4. DeckLink Duo 2 sub-device 0 is paired with sub-device 2.
- Duplex mode is only configurable on the first of each pair, sub-device 0.
- Duplex mode configured on sub-device 0 also affects the paired sub-device.
- Connector SDI 2 is shared between sub-device 0 and its paired sub-device.
- Configuring sub-device 0 as half-duplex causes sub-device 0 to use connector SDI 1 and the paired sub-device to use connector SDI 2.
- Alternatively, configuring sub-device 0 as full-duplex causes sub-device 0 to use connectors SDI 1 and SDI 2, and the paired sub-device to use none.

#### 2.4.11.1 Configuring duplex mode

An application may perform the following steps to configure the Duplex mode:

Duplex mode can only be configured on the first sub-device in a pair.

- Call **IDeckLinkAttributes::GetFlag** with the **BMDDeckLinkSupportsDuplexModeConfiguration** flag to check that the DeckLink sub-device supports duplex mode configuration.
  - If desired, call **IDeckLinkAttributes::GetInt** with the **BMDDeckLinkPairedDevicePersistentID** attribute to identify the paired sub-device which will be affected by the duplex mode configuration change, or which sub-device can be used to change the duplex mode for the current device.
- Call **IDeckLinkConfiguration::SetInt** with the **bmdDeckLinkConfigDuplexMode** configuration ID, along with the desired **BMDDuplexMode** setting to change the Duplex Mode.

## SECTION 2 DeckLink API

### 2.5 Interface Reference

#### 2.5.1 IDeckLinkIterator Interface

The **IDeckLinkIterator** interface is used to enumerate the available DeckLink devices.

A reference to an **IDeckLinkIterator** object interface may be obtained from **CoCreateInstance** on platforms with native COM support or from **CreateDeckLinkIteratorInstance** on other platforms.

The **IDeckLink** interface(s) returned may be used to access the related interfaces which provide access to the core API functionality.

#### Related Interfaces

Interface	Interface ID	Description
IDeckLink	IID_IDeckLink	<b>IDeckLinkIterator::Next</b> returns <b>IDeckLink</b> interfaces representing each attached DeckLink device.

#### Public Member Functions

Method	Description
Next	Returns a an <b>IDeckLink</b> object interface corresponding to an individual DeckLink device.



## 2.5.1.1 IDeckLinkIterator::Next method

The **Next** method creates an object representing a physical DeckLink device and assigns the address of the IDeckLink interface of the newly created object to the decklinkInstance parameter.

### Syntax

```
HRESULT Next (IDeckLink **decklinkInstance);
```

### Parameters

Name	Direction	Description
decklinkInstance	out	Next IDeckLink object interface

### Return Values

Value	Description
S_FALSE	No (more) devices found
E_FAIL	Failure
S_OK	Success

## 2.5.2 IDeckLink Interface

The **IDeckLink** object interface represents a physical DeckLink device attached to the host computer.

**IDeckLink** object interfaces are obtained from **IDeckLinkIterator**. **IDeckLink** may be queried to obtain the related **IDeckLinkOutput**, **IDeckLinkInput** and **IDeckLinkConfiguration** interfaces.

### Related Interfaces

Interface	Interface ID	Description
<b>IDeckLinkIterator</b>	<b>IID_IDeckLinkIterator</b>	<b>IDeckLinkIterator::Next</b> returns <b>IDeckLink</b> interfaces representing each attached DeckLink device.
<b>IDeckLinkOutput</b>	<b>IID_IDeckLinkOutput</b>	An <b>IDeckLinkOutput</b> object interface may be obtained from <b>IDeckLink</b> using <b>QueryInterface</b>
<b>IDeckLinkInput</b>	<b>IID_IDeckLinkInput</b>	An <b>IDeckLinkInput</b> object interface may be obtained from <b>IDeckLink</b> using <b>QueryInterface</b>
<b>IDeckLinkConfiguration</b>	<b>IID_IDeckLinkConfiguration</b>	An <b>IDeckLinkConfiguration</b> object interface may be obtained from <b>IDeckLink</b> using <b>QueryInterface</b>
<b>IDeckLinkAttributes</b>	<b>IID_IDeckLinkAttributes</b>	An <b>IDeckLinkAttributes</b> object interface may be obtained from <b>IDeckLink</b> using <b>QueryInterface</b> .
<b>IDeckLinkKeyer</b>	<b>IID_IDeckLinkKeyer</b>	An <b>IDeckLinkKeyer</b> object interface may be obtained from <b>IDeckLink</b> using <b>QueryInterface</b> .
<b>IDeckLinkDeckControl</b>	<b>IID_IDeckLinkDeckControl</b>	An <b>IDeckLinkDeckControl</b> object may be obtained from <b>IDeckLink</b> using <b>QueryInterface</b>

### Public Member Functions

Method	Description
<b>GetModelName</b>	Method to get DeckLink device model name.
<b>GetDisplayName</b>	Method to get a device name suitable for user interfaces

## SECTION 2 DeckLink API

### 2.5.2.1 IDeckLink::GetModelName method

The **GetModelName** method can be used to get DeckLink device model name.

#### Syntax

```
HRESULT GetModelName (string *modelName);
```

#### Parameters

Name	Direction	Description
modelName	out	Hardware model name. This allocated string must be freed by the caller when no longer required.

#### Return Values

Value	Description
E_FAIL	Failure
S_OK	Success

## 2.5.2.2 IDeckLink::GetDisplayName method

The **GetDisplayName** method returns a string suitable for display in a user interface. If the device has a custom label specified (see **bmdDeckLinkConfigDeviceInformationLabel**), the label will be used as the display name for the device.

Otherwise, the string is made of the model name (as returned by **GetModelName**) followed by an increasing number (starting from 1) if more than one instance of a device is present in the system. If not, the returned string is simply the model name.

### Syntax

```
HRESULT GetDisplayName (string *displayName);
```

### Parameters

Name	Direction	Description
displayName	out	The device's display name. This allocated string must be freed by caller when no longer required

### Return Values

Value	Description
E_FAIL	Failed to allocate the string
S_OK	Success

## 2.5.3 IDeckLinkOutput interface

The **IDeckLinkOutput** object interface allows an application to output a video and audio stream from a DeckLink device.

An **IDeckLinkOutput** interface can be obtained from an **IDeckLink** object interface using `QueryInterface`. If `QueryInterface` for an output interface is called on an input only device, then `QueryInterface` will fail and return `E_NOINTERFACE`.

### Related Interfaces

Interface	Interface ID	Description
<code>IDeckLinkOutput</code>	<code>IID_IDeckLinkOutput</code>	An <b>IDeckLinkOutput</b> object interface may be obtained from <b>IDeckLink</b> using <code>QueryInterface</code>
<code>IDeckLinkDisplayModeIterator</code>	<code>IID_IDeckLinkDisplayModeIterator</code>	<b>IDeckLinkOutput::GetDisplayModelerator</b> returns an <b>IDeckLinkDisplayModelerator</b> object interface
<code>IDeckLinkVideoFrame</code>	<code>IID_DeckLinkVideoFrame</code>	<b>IDeckLinkOutput::CreateVideoFrame</b> may be used to create a new <b>IDeckLinkVideoFrame</b> object interface
<code>IDeckLinkVideoOutputCallback</code>	<code>IID_DeckLinkVideoOutputCallback</code>	An <b>IDeckLinkVideoOutputCallback</b> object interface may be registered with <b>IDeckLinkOutput::SetScheduledFrameCompletionCallback</b>
<code>IDeckLinkAudioOutputCallback</code>	<code>IID_DeckLinkAudioOutputCallback</code>	An <b>IDeckLinkAudioOutputCallback</b> object interface may be registered with <b>IDeckLinkOutput::SetAudioCallback</b>

### Public Member Functions

Method	Description
<code>DoesSupportVideoMode</code>	Check whether a given video mode is supported for output
<code>GetDisplayModelerator</code>	Get an iterator to enumerate the available output display modes
<code>SetScreenPreviewCallback</code>	Register screen preview callback
<code>EnableVideoOutput</code>	Enable video output
<code>DisableVideoOutput</code>	Disable video output
<code>SetVideoOutputFrameMemoryAllocator</code>	Register custom memory allocator
<code>CreateVideoFrame</code>	Create a video frame

# SECTION 2 DeckLink API

Public Member Functions	
Method	Description
CreateAncillaryData	Create ancillary buffer
DisplayVideoFrameSync	Display a video frame synchronously
ScheduleVideoFrame	Schedule a video frame for display
SetScheduledFrameCompletionCallback	Register completed frame callback
GetBufferedVideoFrameCount	Gets number of frames queued.
EnableAudioOutput	Enable audio output
DisableAudioOutput	Disable audio output
WriteAudioSamplesSync	Play audio synchronously
BeginAudioPreroll	Start pre-rolling audio
EndAudioPreroll	Stop pre-rolling audio
ScheduleAudioSamples	Schedule audio samples for play-back
GetBufferedAudioSampleFrameCount	Returns the number of audio sample frames currently buffered for output
FlushBufferedAudioSamples	Flush buffered audio
SetAudioCallback	Register audio output callback
StartScheduledPlayback	Start scheduled playback
StopScheduledPlayback	Stop scheduled playback
GetScheduledStreamTime	Returns the elapsed time since scheduled playback began.
IsScheduledPlaybackRunning	Determine if the video output scheduler is running
GetHardwareReferenceClock	Get scheduling time
GetReferenceStatus	Provides reference genlock status

## 2.5.3.1 IDeckLinkOutput::DoesSupportVideoMode method

The **DoesSupportVideoMode** method indicates whether a given display mode is supported on output. Modes may be supported, unsupported or supported with conversion. If the requested video mode cannot be output then **bmdDisplayModeSupportedWithConversion** will be returned and the video will be converted into a supported video mode indicated by resultDisplayMode.

**Note:** If a pixel format is not natively supported in the card's hardware it will be converted by software.

### Syntax

```
HRESULT DoesSupportVideoMode (BMDDisplayMode displayMode, BMDPixelFormat pixelFormat,
                              BMDVideoOutputFlags flags, BMDDisplayModeSupport *support,
                              IDeckLinkDisplayMode **resultDisplayMode);
```

### Parameters

Name	Direction	Description
displayMode	in	Display mode to check
pixelFormat	in	Pixel format to check (0 for any)
flags	in	Video output flags (see <b>BMDVideoOutputFlags</b> for details).
support	out	Video output mode supported result.
resultDisplayMode	out	If this parameter is not NULL, an <b>IDeckLinkDisplayMode</b> object representing the given displayMode is returned.

### Return Values

Value	Description
E_FAIL	Failure
S_OK	Success

## 2.5.3.2 IDeckLinkOutput::IsScheduledPlaybackRunning method

The **IsScheduledPlaybackRunning** method is called to determine if the driver's video output scheduler is currently active.

### Syntax

**HRESULT** IsScheduledPlaybackRunning (boolean \*active)

### Parameters

Name	Direction	Description
active	out	Active status of driver video output scheduler

### Return Values

Value	Description
E_INVALIDARG	Parameter active status variable is NULL
E_FAIL	Failure
S_OK	Success



### 2.5.3.3 IDeckLinkOutput::GetDisplayModeIterator method

The **GetDisplayModeIterator** method returns an iterator which enumerates the available display modes.

#### Syntax

```
HRESULT GetDisplayModeIterator (IDeckLinkDisplayModeIterator **iterator);
```

#### Parameters

Name	Direction	Description
iterator	out	Display mode iterator

#### Return Values

Value	Description
E_FAIL	Failure
S_OK	Success

## 2.5.3.4 IDeckLinkOutput::SetScreenPreviewCallback method

The **SetScreenPreviewCallback** method is called to register an instance of an **IDeckLinkScreenPreviewCallback** object. The registered object facilitates the updating of an on-screen preview of a video stream being played.

### Syntax

**HRESULT** SetScreenPreviewCallback (IDeckLinkScreenPreviewCallback \*previewCallback)

### Parameters

Name	Direction	Description
previewCallback	in	The IDeckLinkScreenPreview object to be registered.

### Return Values

Value	Description
E_OUTOFMEMORY	Unable to create kernel event (Windows only)
E_FAIL	Failure
S_OK	Success

## 2.5.3.5 IDeckLinkOutput::EnableVideoOutput method

The **EnableVideoOutput** method enables video output. Once video output is enabled, frames may be displayed immediately with **DisplayVideoFrameSync** or scheduled with **ScheduleVideoFrame**.

### Syntax

```
HRESULT EnableVideoOutput (BMDDisplayMode displayMode, BMDVideoOutputFlags flags);
```

### Parameters

Name	Direction	Description
displayMode	in	Display mode for video output
flags	in	Flags to control ancillary data and video output features.

### Return Values

Value	Description
E_FAIL	Failure
S_OK	Success
E_ACCESSDENIED	Unable to access the hardware
E_OUTOFMEMORY	Unable to create a new frame

## 2.5.3.6 IDeckLinkOutput::DisableVideoOutput method

The **DisableVideoOutput** method disables video output.

### Syntax

```
HRESULT DisableVideoOutput ();
```

### Return Values

Value	Description
E_FAIL	Failure
S_OK	Success

## 2.5.3.7 IDeckLinkOutput::SetVideoOutputFrameMemoryAllocator method

The **SetVideoOutputFrameMemoryAllocator** method sets a custom memory allocator for video frame allocations during playback. The use of a custom memory allocator is optional.

### Syntax

```
HRESULT SetVideoOutputFrameMemoryAllocator (IDeckLinkMemoryAllocator *theAllocator);
```

### Parameters

Name	Direction	Description
theAllocator	in	Allocator object with an <b>IDeckLinkMemoryAllocator</b> interface

### Return Values

Value	Description
E_FAIL	Failure
S_OK	Success

## 22.5.3.8 IDeckLinkOutput::CreateVideoFrame method

The **CreateVideoFrame** method creates a video frame for output (see **IDeckLinkMutableVideoFrame** for more information).

### Syntax

```
HRESULT CreateVideoFrame (long width, long height, long rowBytes, BMDPixelFormat pixelFormat,
                           BMDFrameFlags flags, IDeckLinkMutableVideoFrame **outFrame);
```

### Parameters

Name	Direction	Description
width	in	frame width in pixels
height	in	frame height in pixels
rowBytes	in	bytes per row
pixelFormat	in	pixel format
flags	in	frame flags
outFrame	out	newly created video frame

### Return Values

Value	Description
E_FAIL	Failure
S_OK	Success

## 2.5.3.9 IDeckLinkOutput::CreateAncillaryData method

The **CreateAncillaryData** method creates an ancillary buffer that can be attached to an **IDeckLinkMutableVideoFrame**.

### Syntax

```
HRESULT CreateAncillaryData (BMDPixelFormat pixelFormat, IDeckLinkVideoFrameAncillary** outBuffer);
```

### Parameters

Name	Direction	Description
pixelFormat	in	Pixel format for ancillary data
outBuffer	out	New video frame ancillary buffer

### Return Values

Value	Description
E_FAIL	Failure
S_OK	Success
E_ACCESSDENIED	Video output is not enabled.

## 2.5.3.10 IDeckLinkOutput::DisplayVideoFrameSync method

The **DisplayVideoFrameSync** method is used to provide a frame to display as the next frame output. It should not be used during scheduled playback.

Video output must be enabled with **EnableVideoOutput** before frames can be displayed.

### Syntax

```
HRESULT DisplayVideoFrameSync (IDeckLinkVideoFrame *theFrame);
```

### Parameters

Name	Direction	Description
theFrame	in	frame to display – after call return, the frame may be released

### Return Values

Value	Description
E_FAIL	Failure
S_OK	Success
E_ACCESSDENIED	The video output is not enabled.
E_INVALIDARG	The frame attributes are invalid.

## 2.5.3.11 IDeckLinkOutput::ScheduleVideoFrame method

The **ScheduleVideoFrame** method is used to schedule a frame for asynchronous playback at a specified time.

Video output must be enabled with **EnableVideoOutput** before frames can be displayed. Frames may be scheduled before calling **StartScheduledPlayback** to preroll. Once playback is initiated, new frames can be scheduled from **IDeckLinkVideoOutputCallback**.

### Syntax

```
HRESULT ScheduleVideoFrame (IDeckLinkVideoFrame *theFrame, BMDTimeValue displayTime,
                             BMDTimeValue displayDuration, BMDTimeScale timeScale);
```

### Parameters

Name	Direction	Description
theFrame	in	frame to display
displayTime	in	time at which to display the frame in timeScale units
displayDuration	in	duration for which to display the frame in timeScale units
timeScale	in	time scale for displayTime and displayDuration

### Return Values

Value	Description
E_FAIL	Failure
S_OK	Success
E_ACCESSDENIED	The video output is not enabled.
E_INVALIDARG	The frame attributes are invalid.
E_OUTOFMEMORY	Too many frames are already scheduled



## 2.5.3.12 IDeckLinkOutput::SetScheduledFrameCompletionCallback method

The **SetScheduledFrameCompletionCallback** method configures a callback which will be called when each scheduled frame is completed.

### Syntax

**HRESULT** SetScheduledFrameCompletionCallback (IDeckLinkVideoOutputCallback \*theCallback);

### Parameters

Name	Direction	Description
theCallback	in	Callback object implementing the <b>IDeckLinkVideoOutputCallback</b> object interface

### Return Values

Value	Description
E_FAIL	Failure
S_OK	Success

### 2.5.3.13 IDeckLinkOutput::GetBufferedVideoFrameCount method

The **GetBufferedVideoFrameCount** method gets the number of frames queued.

#### Syntax

```
HRESULT GetBufferedVideoFrameCount (uint32_t *bufferedFrameCount);
```

#### Parameters

Name	Direction	Description
bufferedFrameCount	out	The frame count.

#### Return Values

Value	Description
E_FAIL	Failure
S_OK	Success

## 2.5.3.14 IDeckLinkOutput::EnableAudioOutput method

The **EnableAudioOutput** method puts the hardware into a specified audio output mode. Once audio output is enabled, sample frames may be output immediately using **WriteAudioSamplesSync** or as part of scheduled playback using **ScheduleAudioSamples**.

### Syntax

```
HRESULT EnableAudioOutput(BMDAudioSampleRate sampleRate, BMDAudioSampleType sampleType,
                           uint32_t channelCount, BMDAudioOutputStreamType streamType);
```

### Parameters

Name	Direction	Description
sampleRate	in	Sample rate to output
sampleType	in	Sample type to output
channelCount	in	Number of audio channels to output – only 2, 8 or 16 channel output is supported.
streamType	in	Type of audio output stream.

### Return Values

Value	Description
E_FAIL	Failure
E_INVALIDARG	Invalid number of channels requested
S_OK	Success
E_ACCESSDENIED	Unable to access the hardware or audio output not enabled.
E_OUTOFMEMORY	Unable to create internal object

#### 2.5.3.15 IDeckLinkOutput::DisableAudioOutput method

The **DisableAudioOutput** method disables the hardware audio output mode.

##### Syntax

```
HRESULT DisableAudioOutput ();
```

##### Parameters

none.

##### Return Values

Value	Description
E_FAIL	Failure
S_OK	Success

## 2.5.3.16 IDeckLinkOutput::WriteAudioSamplesSync method

The **WriteAudioSamplesSync** method is used to play audio sample frames immediately. Audio output must be configured with **EnableAudioOutput**. **WriteAudioSamplesSync** should not be called during scheduled playback.

### Syntax

```
HRESULT WriteAudioSamplesSync (void *buffer, uint32_t sampleFrameCount, uint32_t *sampleFramesWritten);
```

### Parameters

Name	Direction	Description
buffer	in	Buffer containing audio sample frames. Audio channel samples must be interleaved into a sample frame and sample frames must be contiguous.
sampleFrameCount	in	Number of sample frames available
sampleFramesWritten	out	Actual number of sample frames queued

### Return Values

Value	Description
E_FAIL	Failure
S_OK	Success

## 2.5.3.17 IDeckLinkOutput::BeginAudioPreroll method

The **BeginAudioPreroll** method requests the driver begin polling the registered **IDeckLinkAudioOutputCallback::RenderAudioSamples** object interface for audio-preroll.

### Syntax

```
HRESULT BeginAudioPreroll ();
```

### Parameters

none.

### Return Values

Value	Description
E_FAIL	Failure
S_OK	Success

## 2.5.3.18 IDeckLinkOutput::EndAudioPreroll method

The **EndAudioPreroll** method requests the driver stop polling the registered **IDeckLinkAudioOutputCallback** object interface for audio-preroll.

### Syntax

```
HRESULT EndAudioPreroll ();
```

### Parameters

none.

### Return Values

Value	Description
E_FAIL	Failure
S_OK	Success

## 2.5.3.19 IDeckLinkOutput::ScheduleAudioSamples method

The **ScheduleAudioSamples** method is used to provide audio sample frames for scheduled playback. Audio output must be enabled with **EnableAudioOutput** before frames may be scheduled.

### Syntax

```
HRESULT ScheduleAudioSamples (void *buffer, uint32_t sampleFrameCount, BMDTimeValue streamTime,
                              BMDTimeScale timeScale, uint32_t *sampleFramesWritten);
```

### Parameters

Name	Direction	Description
buffer	in	Buffer containing audio sample frames. Audio channel samples must be interleaved into a sample frame and sample frames must be contiguous.
sampleFrameCount	in	Number of sample frames available
streamTime	in	Time for audio playback in units of timeScale. To queue samples to play back immediately after currently buffered samples both streamTime and timeScale may be set to zero when using bmdAudioOutputStreamContinuous.
timeScale	in	Time scale for the audio stream.
sampleFramesWritten	out	Actual number of sample frames scheduled

### Return Values

Value	Description
E_FAIL	Failure
S_OK	Success
E_ACCESSDENIED	Either audio output has not been enabled or an audio sample write is in progress.
E_INVALIDARG	No timescale has been provided. A timescale is necessary as the audio packets are time-stamped.

## 2.5.3.20 IDeckLinkOutput::GetBufferedAudioSampleFrameCount method

The **GetBufferedAudioSampleFrameCount** method returns the number of audio sample frames currently buffered for output. This method may be used to determine how much audio is currently buffered before scheduling more audio with **ScheduleAudioSamples**.

### Syntax

**HRESULT** GetBufferedAudioSampleFrameCount (uint32\_t \*bufferedSampleFrameCount)

### Parameters

Name	Direction	Description
bufferedSampleFrameCount	out	Number of audio frames currently buffered.

### Return Values

Value	Description
E_FAIL	Failure
S_OK	Success



## 2.5.3.21 IDeckLinkOutput::FlushBufferedAudioSamples method

The **FlushBufferedAudioSamples** method discards any buffered audio sample frames.

**FlushBufferedAudioSamples** should be called when changing playback direction. Buffered audio is implicitly flushed when stopping audio playback with **StopScheduledPlayback** or **DisableAudioOutput**.

### Syntax

```
HRESULT FlushBufferedAudioSamples ();
```

### Parameters

none.

### Return Values

Value	Description
E_FAIL	Failure
S_OK	Success

## 2.5.3.22 IDeckLinkOutput::SetAudioCallback method

The **SetAudioCallback** method configures a callback which will be called regularly to allow the application to queue audio for scheduled playback.

Use of this method is optional – audio may alternately be queued from **IDeckLinkVideoOutputCallback::ScheduledFrameCompleted**.

### Syntax

```
HRESULT SetAudioCallback (IDeckLinkAudioOutputCallback *theCallback);
```

### Parameters

Name	Direction	Description
theCallback	in	callback object implementing the <b>IDeckLinkAudioOutputCallback</b> object interface

### Return Values

Value	Description
E_FAIL	Failure
S_OK	Success

## 2.5.3.23 IDeckLinkOutput::StartScheduledPlayback method

The **StartScheduledPlayback** method starts scheduled playback. Frames may be pre-rolled by scheduling them before starting playback. **SetScheduledFrameCompletionCallback** may be used to register a callback to be called when each frame is completed.

Playback starts immediately when **StartScheduledPlayback** is called but at a specified “playback start time”. Scheduled frames are output as the playback time reaches the time at which the frames were scheduled.

### Syntax

```
HRESULT StartScheduledPlayback (BMDTimeValue playbackStartTime, BMDTimeScale timeScale,
                                double playbackSpeed);
```

### Parameters

Name	Direction	Description
playbackStartTime	in	Time at which the playback starts in units of timeScale
timeScale	in	Time scale for playbackStartTime and playbackSpeed.
playbackSpeed	in	Speed at which to play back : 1.0 is normal playback, -1.0 is reverse playback. Fast or slow forward or reverse playback may also be specified.

### Return Values

Value	Description
E_FAIL	Failure
S_OK	Success

## 2.5.3.24 IDeckLinkOutput::StopScheduledPlayback method

The **StopScheduledPlayback** method stops scheduled playback immediately or at a specified time. Any frames or audio scheduled after the stop time will be flushed.

### Syntax

```
HRESULT StopScheduledPlayback (BMDTimeValue stopPlaybackAtTime, BMDTimeValue *actualStopTime,
                               BMDTimeScale timeScale);
```

### Parameters

Name	Direction	Description
stopPlaybackAtTime	in	Playback time at which to stop in units of timeScale. Specify 0 to stop immediately.
actualStopTime	out	Playback time at which playback actually stopped in units of timeScale. Specify NULL to stop immediately
timeScale	in	Time scale for stopPlaybackAtTime and actualStopTime. Specify 0 to stop immediately.

### Return Values

Value	Description
E_FAIL	Failure
S_OK	Success

## 2.5.3.25 IDeckLinkOutput::GetScheduledStreamTime method

The **GetScheduledStreamTime** method returns the elapsed time since scheduled playback began.

### Syntax

```
HRESULT GetScheduledStreamTime (BMDTimeScale desiredTimeScale, BMDTimeValue *streamTime,
                                double *playbackSpeed);
```

### Parameters

Name	Direction	Description
desiredTimeScale	in	Time scale for elapsedTimeSinceSchedulerBegan
streamTime	out	Frame time
playbackSpeed	out	Scheduled playback speed

### Return Values

Value	Description
E_FAIL	Failure
S_OK	Success
E_ACCESSDENIED	Video output is not enabled

## 2.5.3.26 IDeckLinkOutput::GetReferenceStatus method

The **GetReferenceStatus** method provides the genlock reference status of the DeckLink device.

### Syntax

**HRESULT** GetReferenceStatus (BMDReferenceStatus \*referenceStatus)

### Parameters

Name	Direction	Description
referenceStatus	out	A bit-mask of the reference status. See <b>BMDReferenceStatus</b> for more details.

### Return Values

Value	Description
E_FAIL	Failure
E_POINTER	The parameter is invalid.
S_OK	Success

## 2.5.3.27 IDeckLinkOutput::GetHardwareReferenceClock method

The **GetHardwareReferenceClock** method returns a clock that is locked to the rate at which the DeckLink hardware is outputting frames. The absolute values returned by this method are meaningless, however the relative differences between subsequent calls can be used to determine elapsed time. This method can be called while video output is enabled (see **IDeckLinkOutput::EnableVideoOutput** for details).

### Syntax

```
HRESULT GetHardwareReferenceClock (BMDTimeScale desiredTimeScale, BMDTimeValue *hardwareTime,
                                   BMDTimeValue *timeInFrame, BMDTimeValue *ticksPerFrame);
```

### Parameters

Name	Direction	Description
desiredTimeScale	in	Desired time scale
hardwareTime	out	Hardware reference time (in units of desiredTimeScale)
timeInFrame	out	Time in frame (in units of desiredTimeScale)
ticksPerFrame	out	Number of ticks for a frame (in units of desiredTimeScale)

### Return Values

Value	Description
E_FAIL	Failure
S_OK	Success

## 2.5.3.28 IDeckLinkOutput::GetFrameCompletionReferenceTimestamp method

The **GetFrameCompletionReferenceTimestamp** method is called to determine the time that the frame has been output.

The timestamp is valid if this method is called within the **ScheduledFrameCompleted** callback and if the frame referenced by the Frame pointer has not been re-scheduled.

### Syntax

```
HRESULT GetFrameCompletionReferenceTimestamp (IDeckLinkVideoFrame *theFrame,
                                              BMDTimeScale desiredTimeScale, BMDTimeValue
                                              *frameCompletionTimestamp)
```

### Parameters

Name	Direction	Description
desiredTimeScale	in	Desired time scale
theFrame	in	The video frame
desiredTimeScale	in	Desired timescale
frameCompletionTimestamp	out	Timestamp that the frame completed (in units of desiredTimeScale).

### Return Values

Value	Description
E_UNEXPECTED	A timestamp for the specified frame is not available.
S_OK	Success



## 2.5.4 IDeckLinkInput Interface

The **IDeckLinkInput** object interface allows an application to capture a video and audio stream from a DeckLink device.

An **IDeckLinkInput** interface can be obtained from an **IDeckLink** object interface using **QueryInterface**. If **QueryInterface** for an input interface is called on an output only device, then **QueryInterface** will fail and return **E\_NOINTERFACE**.

Video capture operates in a push model with each video frame being delivered to an **IDeckLinkInputCallback** object interface. Audio capture is optional and can be handled by using the same callback.

Please note that non-4K DeckLink devices and sub-devices are half-duplex. Therefore either capture or render can be enabled, but not simultaneously.

### Related Interfaces

Interface	Interface ID	Description
<b>IDeckLink</b>	<b>IID_IDeckLink</b>	An <b>IDeckLinkInput</b> object interface may be obtained from <b>IDeckLink</b> using <b>QueryInterface</b>
<b>IDeckLinkDisplayModeIterator</b>	<b>IID_IDeckLinkDisplayModeIterator</b>	<b>IDeckLinkInput::GetDisplayModeIterator</b> returns an <b>IDeckLinkDisplayModeIterator</b> object interface
<b>IDeckLinkInputCallback</b>	<b>IID_DeckLinkInputCallback</b>	An <b>IDeckLinkInputCallback</b> object interface may be registered with <b>IDeckLinkInput::SetCallback</b>

### Public Member Functions

Method	Description
<b>DoesSupportVideoMode</b>	Check whether a given video mode is supported for input
<b>GetDisplayModeIterator</b>	Get an iterator to enumerate the available input display modes
<b>SetScreenPreviewCallback</b>	Register screen preview callback
<b>EnableVideoInput</b>	Configure video input
<b>GetAvailableVideoFrameCount</b>	Query number of available video frames

## SECTION 2 DeckLink API

Public Member Functions	
Method	Description
DisableVideoInput	Disable video input
EnableAudioInput	Configure audio input
DisableAudioInput	Disable audio input
GetBufferedAudioSampleFrameCount	Query audio buffer status – for pull model audio.
StartStreams	Start synchronized capture
StopStreams	Stop synchronized capture
PauseStreams	Pause synchronized capture
FlushStreams	Removes any buffered video and audio frames.
SetCallback	Register input callback
GetHardwareReferenceClock	Get the hardware system clock
SetVideoInputFrameMemoryAllocator	Register custom memory allocator for input video frames

## 2.5.4.1 IDeckLinkInput::DoesSupportVideoMode method

The **DoesSupportVideoMode** method indicates whether a given display mode is supported on input.

Modes may be supported, unsupported or supported with conversion.

### Syntax

```
HRESULT DoesSupportVideoMode (BMDDisplayMode displayMode, BMDPixelFormat pixelFormat,
                               BMDVideoInputFlags flags, BMDDisplayModeSupport *support,
                               IDeckLinkDisplayMode **resultDisplayMode);
```

### Parameters

Name	Direction	Description
displayMode	in	Display mode to check
pixelFormat	in	Pixel format to check (0 for any)
flags	in	Video output flags (see <b>BMDVideoInputFlags</b> for details).
support	out	Video output mode supported result.
resultDisplayMode	out	If this parameter is not NULL, an <b>IDeckLinkDisplayMode</b> object representing the given displayMode is returned.

### Return Values

Value	Description
E_FAIL	Failure
S_OK	Success

#### 2.5.4.2 IDeckLinkInput::GetDisplayModeIterator method

The **GetDisplayModeIterator** method returns an iterator which enumerates the available display modes.

##### Syntax

```
HRESULT GetDisplayModeIterator (IDeckLinkDisplayModeIterator **iterator);
```

##### Parameters

Name	Direction	Description
iterator	out	display mode iterator

##### Return Values

Value	Description
E_FAIL	Failure
S_OK	Success

## 2.5.4.3 IDeckLinkInput::SetScreenPreviewCallback method

The **SetScreenPreviewCallback** method is called to register an instance of an **IDeckLinkScreenPreviewCallback** object. The registered object facilitates the updating of an on-screen preview of a video stream being captured.

### Syntax

**HRESULT** SetScreenPreviewCallback (IDeckLinkScreenPreviewCallback \*previewCallback)

### Parameters

Name	Direction	Description
previewCallback	in	The IDeckLinkScreenPreview object to be registered.

### Return Values

Value	Description
S_OK	Success

## 2.5.4.4 IDeckLinkInput::EnableVideoInput method

The **EnableVideoInput** method configures video input and puts the hardware into video capture mode. Video input (and optionally audio input) is started by calling **StartStreams**.

### Syntax

```
HRESULT EnableVideoInput (BMDDisplayMode displayMode, BMDPixelFormat pixelFormat,
                          BMDVideoInputFlags flags);
```

### Parameters

Name	Direction	Description
displayMode	in	Video mode to capture
pixelFormat	in	Pixel format to capture
flags	in	Capture flags

### Return Values

Value	Description
E_FAIL	Failure
S_OK	Success
E_INVALIDARG	Is returned on invalid mode or video flags
E_ACCESSDENIED	Unable to access the hardware or input stream currently active
E_OUTOFMEMORY	Unable to create a new frame

## 2.5.4.5 IDeckLinkInput::GetAvailableVideoFrameCount method

The **GetAvailableVideoFrameCount** method provides the number of available input frames.

### Syntax

```
HRESULT GetAvailableVideoFrameCount (uint32_t *availableFrameCount);
```

### Parameters

Name	Direction	Description
availableFrameCount	out	Number of available input frames.

### Return Values

Value	Description
S_OK	Success

## 2.5.4.6 IDeckLinkInput::DisableVideoInput method

The **DisableVideoInput** method disables the hardware video capture mode.

### Syntax

```
HRESULT DisableVideoInput ();
```

### Parameters

none.

### Return Values

Value	Description
E_FAIL	Failure
S_OK	Success

## 2.5.4.7 IDeckLinkInput::EnableAudioInput method

The **EnableAudioInput** method configures audio input and puts the hardware into audio capture mode. Synchronized audio and video input is started by calling **StartStreams**.

### Syntax

```
HRESULT EnableAudioInput(BMDAudioSampleRate sampleRate, BMDAudioSampleType sampleType,
                          uint32_t channelCount);
```

### Parameters

Name	Direction	Description
sampleRate	in	Sample rate to capture
sampleType	in	Sample type to capture
channelCount	in	Number of audio channels to capture – only 2, 8 or 16 channel capture is supported.

### Return Values

Value	Description
E_FAIL	Failure
E_INVALIDARG	Invalid number of channels requested
S_OK	Success



## SECTION 2 DeckLink API

### 2.5.4.8 IDeckLinkInput::DisableAudioInput method

The **DisableAudioInput** method disables the hardware audio capture mode.

#### Syntax

```
HRESULT DisableAudioInput ();
```

#### Parameters

none.

#### Return Values

Value	Description
E_FAIL	Failure
S_OK	Success

## 2.5.4.9 IDeckLinkInput::GetAvailableAudioSampleFrameCount method

The **GetAvailableAudioSampleFrameCount** method returns the number of audio sample frames currently buffered.

Use of this method is only required when using pull model audio – the same audio data is made available to **IDeckLinkInputCallback** and may be ignored.

### Syntax

```
HRESULT GetAvailableAudioSampleFrameCount (uint32_t *availableSampleFrameCount);
```

### Parameters

Name	Direction	Description
availableSampleFrameCount	out	The number of buffered audio frames currently available.

### Return Values

Value	Description
E_FAIL	Failure
S_OK	Success

## 2.5.4.10 IDeckLinkInput::SetVideoInputFrameMemoryAllocator method

The **SetVideoInputFrameMemoryAllocator** method sets a custom memory allocator for video frame allocations during capture. Use of a custom memory allocator is optional.

### Syntax

**HRESULT** SetVideoInputFrameMemoryAllocator (IDeckLinkMemoryAllocator \*theAllocator);

### Parameters

Name	Direction	Description
theAllocator	in	Allocator object with an <b>IDeckLinkMemoryAllocator</b> interface

### Return Values

Value	Description
E_FAIL	Failure
S_OK	Success

#### 2.5.4.11 IDeckLinkInput::StartStreams method

The **StartStreams** method starts synchronized video and audio capture as configured with **EnableVideoInput** and optionally **EnableAudioInput**.

##### Syntax

```
HRESULT StartStreams ();
```

##### Parameters

none.

##### Return Values

Value	Description
E_FAIL	Failure
S_OK	Success
E_ACCESSDENIED	Input stream is already running.
E_UNEXPECTED	Video and Audio inputs are not enabled.

## 2.5.4.12 IDeckLinkInput::StopStreams method

The **StopStreams** method stops synchronized video and audio capture.

### Syntax

```
HRESULT StopStreams ();
```

### Parameters

none.

### Return Values

Value	Description
S_OK	Success
E_ACCESSDENIED	Input stream already stopped.

## 2.5.4.13 IDeckLinkInput::FlushStreams method

The **FlushStreams** method removes any buffered video and audio frames.

### Syntax

```
HRESULT FlushStreams ();
```

### Parameters

none.

### Return Values

Value	Description
E_FAIL	Failure
S_OK	Success

#### 2.5.4.14 IDeckLinkInput::PauseStreams method

The **PauseStreams** method pauses synchronized video and audio capture. Capture time continues while the streams are paused but no video or audio will be captured. Paused capture may be resumed by calling **PauseStreams** again. Capture may also be resumed by calling **StartStreams** but capture time will be reset.

##### Syntax

```
HRESULT PauseStreams ();
```

##### Parameters

none.

##### Return Values

Value	Description
E_FAIL	Failure
S_OK	Success

## 2.5.4.15 IDeckLinkInput::SetCallback method

The **SetCallback** method configures a callback which will be called for each captured frame. Synchronized capture is started with **StartStreams**, stopped with **StopStreams** and may be paused with **PauseStreams**.

### Syntax

```
HRESULT SetCallback (IDeckLinkInputCallback *theCallback);
```

### Parameters

Name	Direction	Description
theCallback	in	callback object implementing the <b>IDeckLinkInputCallback</b> object interface

### Return Values

Value	Description
E_FAIL	Failure
S_OK	Success

## 2.5.4.16 IDeckLinkInput::GetHardwareReferenceClock method

The **GetHardwareReferenceClock** method returns a clock that is locked to the system clock. The absolute values returned by this method are meaningless, however the relative differences between subsequent calls can be used to determine elapsed time. This method can be called while video input is enabled (see **IDeckLinkInput::EnableVideoInput** for details).

### Syntax

```
HRESULT GetHardwareReferenceClock (BMDTimeScale desiredTimeScale, BMDTimeValue *hardwareTime,
                                   BMDTimeValue *timeInFrame, BMDTimeValue *ticksPerFrame);
```

### Parameters

Name	Direction	Description
desiredTimeScale	in	Desired time scale
hardwareTime	out	Hardware reference time (in units of desiredTimeScale)
timeInFrame	out	Time in frame (in units of desiredTimeScale)
ticksPerFrame	out	Number of ticks for a frame (in units of desiredTimeScale)

### Return Values

Value	Description
E_FAIL	Failure
S_OK	Success



## 2.5.5 IDeckLinkVideoFrame Interface

The **IDeckLinkVideoFrame** object interface represents a video frame.

The **GetWidth**, **GetHeight** methods may be used to determine the pixel dimensions of the frame buffer. Pixels on a given row are packed according to the pixel format returned by **GetPixelFormat** - see **BMDPixelFormat** for details. Note that in some formats (HD720 formats, for example), there is padding between rows - always use **GetRowBytes** to account for the row length, including padding.

Developers may sub-class **IDeckLinkVideoFrame** to provide an implementation which fits well with their application's structure.

### Related Interfaces

Interface	Interface ID	Description
<b>IDeckLinkMutableVideoFrame</b>	<b>IID_IDeckLinkMutableVideoFrame</b>	<b>IDeckLinkMutableVideoFrame</b> subclasses <b>IDeckLinkVideoFrame</b>
<b>IDeckLinkVideoInputFrame</b>	<b>IID_IDeckLinkVideoInputFrame</b>	<b>IDeckLinkVideoInputFrame</b> subclasses <b>IDeckLinkVideoFrame</b>

### Public Member Functions

Method	Description
<b>GetWidth</b>	Get video frame width in pixels
<b>GetHeight</b>	Get video frame height in pixels
<b>GetRowBytes</b>	Get bytes per row for video frame
<b>GetPixelFormat</b>	Get pixel format for video frame
<b>GetFlags</b>	Get frame flags
<b>GetBytes</b>	Get pointer to frame data
<b>GetTimecode</b>	Gets timecode information
<b>GetAncillaryData</b>	Gets ancillary data

## SECTION 2 DeckLink API

### 2.5.5.1 IDeckLinkVideoFrame::GetWidth method

The **GetWidth** method returns the width of a video frame.

#### Syntax

```
long GetWidth ();
```

#### Return Values

Value	Description
Width	Video frame width in pixels

### 2.5.5.2 IDeckLinkVideoFrame::GetHeight method

The **GetHeight** method returns the height of a video frame.

#### Syntax

```
long GetHeight ();
```

#### Return Values

Value	Description
Height	Video frame height in pixels

## 2.5.5.3 IDeckLinkVideoFrame::GetRowBytes method

The **GetRowBytes** method returns the number of bytes per row of a video frame.

### Syntax

```
long GetRowBytes ();
```

### Return Values

Value	Description
BytesCount	Number of bytes per row of video frame

## 2.5.5.4 IDeckLinkVideoFrame::GetPixelFormat method

The **GetPixelFormat** method returns the pixel format of a video frame.

### Syntax

```
BMDPixelFormat GetPixelFormat ();
```

### Return Values

Value	Description
PixelFormat	Pixel format of video frame ( <b>BMDPixelFormat</b> )

## 2.5.5.5 IDeckLinkVideoFrame::GetFlags method

The **GetFlags** method returns status flags associated with a video frame.

### Syntax

```
BMDFrameFlags GetFlags ();
```

### Return Values

Value	Description
FrameFlags	Video frame flags ( <b>BMDFrameFlags</b> )

## 2.5.5.6 IDeckLinkVideoFrame::GetBytes method

The **GetBytes** method allows direct access to the data buffer of a video frame.

### Syntax

```
HRESULT GetBytes (void **buffer);
```

### Parameters

Name	Direction	Description
buffer	out	Pointer to raw frame buffer – only valid while object remains valid.

### Return Values

Value	Description
E_FAIL	Failure
S_OK	Success

## 2.5.5.7 IDeckLinkVideoFrame::GetTimecode method

The **GetTimecode** method returns the value specified in the ancillary data for the specified timecode type. If the specified timecode type is not found or is invalid, **GetTimecode** returns **S\_FALSE**.

### Syntax

**HRESULT** GetTimecode (BMDTimecodeFormat format, IDeckLinkTimecode \*\*timecode)

### Parameters

Name	Direction	Description
format	in	<b>BMDTimecodeFormat</b> to query
timecode	out	New <b>IDeckLinkTimecode</b> object interface containing the requested timecode or NULL if requested timecode is not available.

### Return Values

Value	Description
E_FAIL	Failure
S_OK	Success
E_ACCESSDENIED	An invalid or unsupported timecode format was requested.
S_FALSE	The requested timecode format was not present or valid in the ancillary data.

## 2.5.5.8 IDeckLinkVideoFrame::GetAncillaryData method

The **GetAncillaryData** method returns a pointer to a video frame's ancillary data.

### Syntax

**HRESULT** GetAncillaryData (IDeckLinkVideoFrameAncillary \*\*ancillary)

### Parameters

Name	Direction	Description
ancillary	out	Pointer to a new <b>IDeckLinkVideoFrameAncillary</b> object. This object must be released by the caller when no longer required.

### Return Values

Value	Description
S_OK	Success
S_FALSE	No ancillary data present.

## 2.5.6 IDeckLinkVideoOutputCallback Interface

The **IDeckLinkVideoOutputCallback** object interface is a callback class which is called for each frame as its processing is completed by the DeckLink device.

An object with an **IDeckLinkVideoOutputCallback** object interface may be registered as a callback with the **IDeckLinkOutput** object interface.

**IDeckLinkVideoOutputCallback** should be used to monitor frame output statuses and queue a replacement frame to maintain streaming playback. If the application is managing its own frame buffers, they should be disposed or reused inside the **ScheduledFrameCompleted** callback.

### Related Interfaces

Interface	Interface ID	Description
IDeckLinkOutput	IID_IDeckLinkOutput	An <b>IDeckLinkVideoOutputCallback</b> object interface may be registered with <b>IDeckLinkOutput::SetScheduledFrameCompletionCallback</b>

### Public Member Functions

Method	Description
ScheduledFrameCompleted	Called when playback of a scheduled frame is completed
ScheduledPlaybackHasStopped	Called when playback has stopped.

## 2.5.6.1 IDeckLinkVideoOutputCallback::ScheduledFrameCompleted method

The **ScheduledFrameCompleted** method is called when a scheduled video frame playback is completed. This method is abstract in the base interface and must be implemented by the application developer. The result parameter (required by COM) is ignored by the caller.

The **IDeckLinkVideoOutputCallback** methods are called on a dedicated callback thread. To prevent video frames from being either dropped or delayed, ensure that any application processing on the callback thread takes less time than a frame time. If the application processing time is greater than a frame time, multiple threads should be used.

### Syntax

```
HRESULT ScheduledFrameCompleted (IDeckLinkVideoFrame* completedFrame,
                                   BMDOutputFrameCompletionResult result);
```

### Parameters

Name	Direction	Description
completedFrame	in	Completed frame
result	in	Frame completion result – see <b>BMDOutputFrameCompletionResult</b> for details.

### Return Values

Value	Description
E_FAIL	Failure
S_OK	Success



#### 2.5.6.2 IDeckLinkVideoOutputCallback::ScheduledPlaybackHasStopped method

The **ScheduledPlaybackHasStopped** method is called when a scheduled playback has stopped.

##### Syntax

**HRESULT** ScheduledPlaybackHasStopped(void)

##### Return Values

Value	Description
E_FAIL	Failure
S_OK	Success

## 2.5.7 IDeckLinkMutableVideoFrame Interface

The **IDeckLinkMutableVideoFrame** object interface represents a video frame created for output. Methods are provided to attach ancillary data and set timecodes within the frame.

**IDeckLinkMutableVideoFrame** is a subclass of **IDeckLinkVideoFrame** and inherits all its methods. It is created by the **IDeckLinkOutput::CreateVideoFrame** method.

### Related Interfaces

Interface	Interface ID	Description
IDeckLinkVideoFrame	IID_IDeckLinkVideoFrame	<b>IDeckLinkMutableVideoFrame</b> subclasses <b>IDeckLinkVideoFrame</b>

### Public Member Functions

Method	Description
SetFlags	Set flags applicable to a video frame
SetTimecode	Set timecode
SetTimecodeFromComponents	Set components of specified timecode type
SetAncillaryData	Set frame ancillary data
SetTimecodeUserBits	Set the timecode user bits

## 2.5.7.1 IDeckLinkMutableVideoFrame::SetFlags method

The **SetFlags** method sets output flags associated with a video frame.

### Syntax

**HRESULT** SetFlags (BMDFrameFlags newFlags);

### Parameters

Name	Direction	Description
newFlags	in	<b>BMDFrameFlags</b> to set - see <b>BMDFrameFlags</b> for details.

### Return Values

Value	Description
E_FAIL	Failure
S_OK	Success

## 2.5.7.2 IDeckLinkMutableVideoFrame::SetTimecode method

The **SetTimecode** method sets the specified timecode type for the frame.

### Syntax

**HRESULT** SetTimecode (BMDTimecodeFormat format, IDeckLinkTimecode\* timecode);

### Parameters

Name	Direction	Description
format	in	<b>BMDTimecodeFormat</b> to update
timecode	in	<b>IDeckLinkTimecode</b> object interface containing timecode to copy.

### Return Values

Value	Description
E_UNEXPECTED	Unexpected timecode. Ensure that VITC1 has been set.
S_OK	Success

## 2.5.7.3 IDeckLinkMutableVideoFrame::SetTimecodeFromComponents method

The **SetTimecodeFromComponents** method sets the components of the specified timecode type for the frame.

### Syntax

```
HRESULT SetTimecodeFromComponents (BMDTimecodeFormat format, uint8_t hours, uint8_t minutes,
                                     uint8_t seconds, uint8_t frames, BMDTimecodeFlags flags);
```

### Parameters

Name	Direction	Description
<b>format</b>	in	<b>BMDTimecodeFormat</b> to update
<b>hours</b>	in	Value of hours component of timecode
<b>minutes</b>	in	Value of minutes component of timecode
<b>seconds</b>	in	Value of seconds component of timecode
<b>frames</b>	in	Value of frames component of timecode
<b>flags</b>	in	Timecode flags (see <b>BMDTimecodeFlags</b> for details)

### Return Values

Value	Description
E_FAIL	Failure
S_OK	Success

#### 2.5.7.4 IDeckLinkMutableVideoFrame::SetAncillaryData method

The **SetAncillaryData** method sets frame ancillary data. An **IDeckLinkVideoFrameAncillary** may be created using the **IDeckLinkOutput::CreateAncillaryData** method.

##### Syntax

```
HRESULT SetAncillaryData (IDeckLinkVideoFrameAncillary* ancillary);
```

##### Parameters

Name	Direction	Description
ancillary	in	<b>IDeckLinkVideoFrameAncillary</b> data to output with the frame.

##### Return Values

Value	Description
E_FAIL	Failure
S_OK	Success

## 2.5.7.5 IDeckLinkMutableVideoFrame::SetTimecodeUserBits method

The **SetTimecodeUserBits** method sets the timecode user bits.

### Syntax

**HRESULT** SetTimecodeUserBits (BMDTimecodeFormat format, BMDTimecodeUserBits userBits)

### Parameters

Name	Direction	Description
format	in	The format of the timecode.
userBits	in	The user bits to set.

### Return Values

Value	Description
E_NOTIMPL	Not implemented
E_INVALIDARG	The format parameter is invalid.
E_UNEXPECTED	Timecode object is not present. See: <b>IDeckLinkMutableVideoFrame::SetTimecode</b>

## 2.5.8 IDeckLinkVideoFrame3DExtensions Interface

The **IDeckLinkVideoFrame3DExtensions** object interface allows linking of video frames in left eye / right eye pairs, to support 3D capture and playback.

This interface is applicable only to DeckLink devices which support 3D features, such the DeckLink 4K Extreme. All frames belonging to a 3D stream carry an **IDeckLinkVideoFrame3DExtensions** object, which indicates whether this frame is a left- or right-eye frame and allows access to the right eye frame if this frame is a left eye frame.

When capturing in a 3D video mode, an **IDeckLinkVideoFrame3DExtensions** object can be obtained by calling **IDeckLinkVideoFrame::QueryInterface** on frames returned by the API.

When outputting in a 3D video mode, your application must provide video frame objects which implement the **IDeckLinkVideoFrame** interface and return a valid **IDeckLinkVideoFrame3DExtensions** object. See section 2.3.3.

An **IDeckLinkVideoFrame3DExtensions** object can be obtained:

- From **IDeckLinkVideoInputFrame** using **QueryInterface**, if capturing in 3D mode has been enabled (see **IDeckLinkInput::Enable** and **bmdVideoInputDualStream3D** for details) or by subclassing **IDeckLinkVideoInputFrame**. By subclassing **IDeckLinkVideoFrame3DExtensions**.

### Related Interfaces

Interface	Interface ID	Description
<b>IDeckLinkVideoFrame</b>	<b>IID_IDeckLinkVideoFrame</b>	When capturing in a 3D mode, an <b>IDeckLinkVideoFrame3DExtensions</b> may be obtained from <b>IDeckLinkVideoFrame</b> using <b>QueryInterface</b>

### Public Member Functions

Method	Description
<b>Get3DPackingFormat</b>	The indication of whether the frame represents the left or the right eye.
<b>GetFrameForRightEye</b>	Get the right eye frame of a 3D pair.



#### 2.5.8.1 **IDeckLinkVideoFrame3DExtensions::Get3DPackingFormat** method

The **Get3DPackingFormat** method indicates whether the video frame belongs to the left eye or right eye stream.

##### **Syntax**

**BMDVideo3DPackingFormat**     **Get3DPackingFormat** (void)

##### **Return Values**

Value	Description
Packing format	Either <b>bmdVideo3DPackingRightOnly</b> or <b>bmdVideo3DPackingLeftOnly</b> . See <b>BMDVideo3DPackingFormat</b> for more details.

## 2.5.8.2 IDeckLinkVideoFrame3DExtensions::GetFrameForRightEye method

The **GetFrameForRightEye** method accesses the right eye frame of a 3D pair.

### Syntax

**HRESULT** GetFrameForRightEye (IDeckLinkVideoFrame\* \*rightEyeFrame)

### Parameters

Name	Direction	Description
rightEyeFrame	out	The right eye frame. This object must be released by the caller when no longer required.

### Return Values

Value	Description
E_INVALIDARG	The parameter is invalid.
S_FALSE	This frame is the right eye frame.
S_OK	Success

## 2.5.9 IDeckLinkAudioOutputCallback Interface

The **IDeckLinkAudioOutputCallback** object interface is a callback class called regularly during playback to allow the application to check for the amount of audio currently buffered and buffer more audio if required.

An **IDeckLinkAudioOutputCallback** object interface may be registered with **IDeckLinkOutput::SetAudioCallback**.

### Related Interfaces

Interface	Interface ID	Description
IDeckLinkOutput	IID_IDeckLinkOutput	An <b>IDeckLinkAudioOutputCallback</b> object interface may be registered with <b>IDeckLinkOutput::SetAudioCallback</b>

### Public Member Functions

Method	Description
RenderAudioSamples	Called to allow buffering of more audio samples if required

## 2.5.9.1 IDeckLinkAudioOutputCallback::RenderAudioSamples method

The **RenderAudioSamples** method is called at a rate of 50Hz during playback. When audio preroll is enabled with a call to **IDeckLinkOutput::BeginAudioPreroll**, the **RenderAudioSamples** method is called continuously until either **IDeckLinkOutput::EndAudioPreroll** or **IDeckLinkOutput::StartScheduledPlayback** is called.

During preroll (preroll is TRUE) call **IDeckLinkOutput::ScheduleAudioSamples** to schedule sufficient audio samples for the number of video frames that have scheduled.

During playback (preroll is FALSE) check the count of buffered audio samples with **IDeckLinkOutput::GetBufferedAudioSampleFrameCount** and when required, schedule more audio samples with **IDeckLinkOutput::ScheduleAudioSamples**.

### Syntax

```
HRESULT RenderAudioSamples (boolean preroll);
```

### Parameters

Name	Direction	Description
preroll	in	Flag specifying whether driver is currently pre-rolling (TRUE) or playing (FALSE).

### Return Values

Value	Description
E_FAIL	Failure
S_OK	Success

## 2.5.10 IDeckLinkInputCallback Interface

The **IDeckLinkInputCallback** object interface is a callback class which is called for each captured frame.

An object with an **IDeckLinkInputCallback** interface may be registered as a callback with the **IDeckLinkInput** object interface.

### Related Interfaces

Interface	Interface ID	Description
IDeckLinkInput	IID_IDeckLinkInput	An <b>IDeckLinkInputCallback</b> object interface may be registered with <b>IDeckLinkInput::SetCallback</b>
IDeckLinkVideoInputFrame	IID_DeckLinkVideoInputFrame	An <b>IDeckLinkVideoInputFrame</b> object interface is passed to <b>IDeckLinkInputCallback::VideoInputFrameArrived</b>
IDeckLinkAudioInputPacket	IID_DeckLinkAudioInputPacket	An <b>IDeckLinkAudioInputPacket</b> object interface is passed to <b>IDeckLinkInputCallback::VideoInputFrameArrived</b>

### Public Member Functions

Method	Description
VideoInputFrameArrived	Called when new video data is available
VideoInputFormatChanged	Called when a video input format change is detected

## 2.5.10.1 IDeckLinkInputCallback::VideoInputFrameArrived method

The **VideoInputFrameArrived** method is called when a video input frame or an audio input packet has arrived. This method is abstract in the base interface and must be implemented by the application developer. The result parameter (required by COM) is ignored by the caller.

### Syntax

```
HRESULT VideoInputFrameArrived(IDeckLinkVideoInputFrame *videoFrame, IDeckLinkAudioInputPacket *audioPacket);
```

### Parameters

Name	Direction	Description
videoFrame	in	<p>The video frame that has arrived. The video frame is only valid for the duration of the callback.</p> <p>To hold on to the video frame beyond the callback call <b>AddRef</b>, and to release the video frame when it is no longer required call <b>Release</b>.</p> <p>The video frame will be NULL under the following circumstances:</p> <ul style="list-style-type: none"> <li>- On Intensity Pro with progressive NTSC only, every video frame will have two audio packets.</li> <li>- With 3:2 pulldown there are five audio packets for each four video frames.</li> <li>- If video processing is not fast enough, audio will still be delivered.</li> </ul>

## SECTION 2 DeckLink API

Name	Direction	Description
audioPacket	in	<p>New audio packet-only valid if audio capture has been enabled with <b>IDeckLinkInput::EnableAudioInput</b></p> <p>The audio packet will be NULL under the following circumstances:</p> <ul style="list-style-type: none"><li>- Audio input is not enabled.</li><li>- If video processing is sufficiently delayed old video may be received with no audio.</li></ul>

### Return Values

Value	Description
E_FAIL	Failure
S_OK	Success

## 2.5.10.2 IDeckLinkInputCallback::VideoInputFormatChanged method

The **VideoInputFormatChanged** method is called when a video input format change has been detected by the hardware.

To enable this feature, the **bmdVideoInputEnableFormatDetection** flag must be set when calling **IDeckLinkInput::EnableVideoInput()**.

**Note:** The video format change detection feature is not currently supported on all hardware. Check the **BMDDeckLinkSupportsInputFormatDetection** attribute to determine if this feature is supported for a given device and driver (see **IDeckLinkAttributes** Interface for details).

### Syntax

```
HRESULT VideoInputFormatChanged (BMDVideoInputFormatChangedEvents notificationEvents,
                                IDeckLinkDisplayMode *newDisplayMode,
                                BMDDetectedVideoInputFormatFlags detectedSignalFlags);
```

### Parameters

Name	Direction	Description
notificationEvents	in	The notification events - enable input detection
newDisplayMode	in	The new display mode.
detectedSignalFlags	in	The detected signal flags

### Return Values

Value	Description
E_FAIL	Failure
S_OK	Success



## 2.5.11 IDeckLinkVideoInputFrame Interface

The **IDeckLinkVideoInputFrame** object interface represents a video frame which has been captured by an **IDeckLinkInput** object interface. **IDeckLinkVideoInputFrame** is a subclass of **IDeckLinkVideoFrame** and inherits all its methods.

Objects with an **IDeckLinkVideoInputFrame** interface are passed to the **IDeckLinkInputCallback::VideoInputFrameArrived** callback.

### Related Interfaces

Interface	Interface ID	Description
<b>IDeckLinkInput</b>	<b>IID_IDeckLinkInput</b>	New input frames are returned to <b>IDeckLinkInputCallback::VideoInputFrameArrived</b> by the <b>IDeckLinkInput</b> interface
<b>IDeckLinkVideoFrame</b>	<b>IID_IDeckLinkVideoFrame</b>	<b>IDeckLinkVideoInputFrame</b> subclasses <b>IDeckLinkVideoFrame</b>

### Public Member Functions

Method	Description
<b>GetStreamTime</b>	Get video frame timing information
<b>GetHardwareReferenceTimestamp</b>	Get hardware reference timestamp

## 2.5.11.1 IDeckLinkVideoInputFrame::GetStreamTime method

The **GetStreamTime** method returns the time and duration of a captured video frame for a given timescale.

### Syntax

```
HRESULT GetStreamTime (BMDTimeValue *frameTime, BMDTimeValue *frameDuration, BMDTimeScale
                        timeScale);
```

### Parameters

Name	Direction	Description
frameTime	out	Frame time (in units of timeScale)
frameDuration	out	Frame duration (in units of timeScale)
timeScale	in	Time scale for output parameters

### Return Values

Value	Description
E_FAIL	Failure
S_OK	Success

## 2.5.11.2 IDeckLinkVideoInputFrame::GetHardwareReferenceTimestamp method

The **GetHardwareReferenceTimestamp** method returns frame time and frame duration for a given timescale.

### Syntax

```
HRESULT GetHardwareReferenceTimestamp (BMDTimeScale timeScale, BMDTimeValue *frameTime,
                                       BMDTimeValue *frameDuration);
```

### Parameters

Name	Direction	Description
timeScale	in	The time scale - see <b>BMDTimeScale</b> for details.
frameTime	out	The frame time - see <b>BMDTimeValue</b> for details.
frameDuration	out	The frame duration - see <b>BMDTimeValue</b> for details.

### Return Values

Value	Description
E_INVALIDARG	Timescale is not set
S_OK	Success

## 2.5.12 IDeckLinkAudioInputPacket Interface

The **IDeckLinkAudioInputPacket** object interface represents a packet of audio which has been captured by an **IDeckLinkInput** object interface. Objects with an **IDeckLinkAudioInputPacket** object interface are passed to the **IDeckLinkInputCallback::VideoInputFrameArrived** callback. Audio channel samples are interleaved into a sample frame and sample frames are contiguous.

### Related Interfaces

Interface	Interface ID	Description
<b>IDeckLinkInputCallback</b>	<b>IID_IDeckLinkInputCallback</b>	New audio packets are returned to the <b>IDeckLinkInputCallback::VideoInputFrameArrived</b> callback

### Public Member Functions

Method	Description
GetSampleFrameCount	Get number of sample frames in packet
GetBytes	Get pointer to raw audio frame sequence
GetPacketTime	Get corresponding video timestamp

## 2.5.12.1 IDeckLinkAudioInputPacket::GetSampleFrameCount method

The **GetSampleFrameCount** method returns the number of sample frames in the packet.

### Syntax

```
Long GetSampleCount ();
```

### Return Values

Value	Description
Count	Audio packet size in sample frames

## 2.5.12.2 IDeckLinkAudioInputPacket::GetBytes method

The **GetBytes** method returns a pointer to the data buffer of the audio packet.

### Syntax

```
HRESULT GetBytes (void **buffer);
```

### Parameters

Name	Direction	Description
buffer	out	pointer to audio data – only valid while object remains valid

### Return Values

Value	Description
E_FAIL	Failure
S_OK	Success

## 2.5.12.3 IDeckLinkAudioInputPacket::GetPacketTime method

The **GetPacketTime** method returns the time stamp of the video frame corresponding to the specified audio packet.

### Syntax

```
HRESULT GetPacketTime(BMDTimeValue *packetTime, BMDTimeScale timeScale);
```

### Parameters

Name	Direction	Description
packetTime	out	Video frame time corresponding to audio packet in timeScale units
timeScale	in	Time scale for time stamp to be returned

### Return Values

Value	Description
E_FAIL	Failure
S_OK	Success

## 2.5.13 IDeckLinkDisplayModelerator Interface

The **IDeckLinkDisplayModelerator** object interface is used to enumerate the available display modes for a DeckLink device.

An **IDeckLinkDisplayModelerator** object interface may be obtained from an **IDeckLinkInput** or **IDeckLinkOutput** object interface using the **GetDisplayModelerator** method.

### Related Interfaces

Interface	Interface ID	Description
IDeckLinkInput	IID_IDeckLinkInput	<b>IDeckLinkInput::GetDisplayModelerator</b> returns an <b>IDeckLinkDisplayModelerator</b> object interface
IDeckLinkOutput	IID_IDeckLinkOutput	<b>IDeckLinkOutput::GetDisplayModelerator</b> returns an <b>IDeckLinkDisplayModelerator</b> object interface
IDeckLinkInputCallback	IID_IDeckLinkInputCallback	<b>IDeckLinkDisplayModelerator::Next</b> returns an <b>IDeckLinkDisplayMode</b> object interface for each available display mode

### Public Member Functions

Method	Description
Next	Returns a pointer to an <b>IDeckLinkDisplayMode</b> interface for an available display mode

## 2.5.13.1 IDeckLinkDisplayModeIterator::Next method

The **Next** method returns the next available **IDeckLinkDisplayMode** interface.

### Syntax

```
HRESULT Next (IDeckLinkDisplayMode **displayMode);
```

### Parameters

Name	Direction	Description
displayMode	out	<b>IDeckLinkDisplayMode</b> object interface or NULL when no more display modes are available.

### Return Values

Value	Description
E_FAIL	Failure
S_OK	Success



## 2.5.14 IDeckLinkDisplayMode Interface

The **IDeckLinkDisplayMode** object interface represents a supported display mode.

The **IDeckLinkDisplayModeIterator** object interface enumerates supported display modes, returning **IDeckLinkDisplayMode** object interfaces.

### Related Interfaces

Interface	Interface ID	Description
IDeckLinkDisplayModeIterator	IID_IDeckLinkDisplayModeIterator	<b>IDeckLinkDisplayModeIterator::Next</b> returns an <b>IDeckLinkDisplayMode</b> object interface for each available display mode

Public Member Functions	
Method	Description
GetWidth	Get video frame width in pixels
GetHeight	Get video frame height in pixels
GetName	Get descriptive text
GetDisplayMode	Get corresponding <b>BMDDisplayMode</b>
GetFrameRate	Get the frame rate of the display mode
GetFieldDominance	Gets the field dominance of the frame
GetFlags	Returns flags associated with display modes (see <b>BMDDisplaymodeFlags</b> for more details).

#### 2.5.14.1 IDeckLinkDisplayMode::GetWidth method

The **GetWidth** method returns the width of a video frame in the display mode.

##### Syntax

```
long GetWidth ();
```

##### Return Values

Value	Description
Width	Video frame width in pixels

#### 2.5.14.2 IDeckLinkDisplayMode::GetHeight method

The **GetHeight** method returns the height of a video frame in the display mode.

##### Syntax

```
long GetHeight ();
```

##### Return Values

Value	Description
Height	Video frame height in pixels

## 2.5.14.3 IDeckLinkDisplayMode::GetName method

The **GetName** method returns a string describing the display mode.

### Syntax

```
HRESULT          GetName (string *name);
```

### Parameters

Name	Direction	Description
name	out	Descriptive string This allocated string must be freed by the caller when no longer required.

### Return Values

Value	Description
E_FAIL	Failure
S_OK	Success

## 2.5.14.4 IDeckLinkDisplayMode::GetDisplayMode method

The **GetDisplayMode** method returns the corresponding **BMDDisplayMode** for the selected display mode.

### Syntax

```
BMDDisplayMode    GetDisplayMode ();
```

### Return Values

Value	Description
mode	<b>BMDDisplayMode</b> corresponding to the display mode

## 2.5.14.5 IDeckLinkDisplayMode::GetFrameRate method

The **GetFrameRate** method returns the frame rate of the display mode. The frame rate is represented as the two integer components of a rational number for accuracy. The actual frame rate can be calculated by  $\text{timeScale} / \text{timeValue}$ .

### Syntax

```
HRESULT GetFrameRate (BMDTimeValue *timeValue, BMDTimeScale *timeScale);
```

### Parameters

Name	Direction	Description
timeValue	out	Frame rate value
timeScale	out	Frame rate scale

### Return Values

Value	Description
E_FAIL	Failure
S_OK	Success

## 2.5.14.6 IDeckLinkDisplayMode:: GetFieldDominance method

The **GetFieldDominance** method gets the field dominance of the frame.

### Syntax

```
BMDFieldDominance          GetFieldDominance ();
```

### Return Values

Value	Description
FieldDominance	The field dominance - see <b>BMDFieldDominance</b> for details.

## 2.5.14.7 IDeckLinkDisplayMode::GetFlags method

The **GetFlags** method returns flags associated with display modes.

### Syntax

```
BMDDisplayModeFlags        GetFlags ();
```

### Return Values

Value	Description
Flags	The display mode flags - see <b>BMDDisplaymodeFlags</b> for details.

## 2.5.15 IDeckLinkConfiguration Interface

The **IDeckLinkConfiguration** object interface allows querying and modification of DeckLink configuration parameters.

An **IDeckLinkConfiguration** object interface can be obtained from the **IDeckLink** interface using **QueryInterface**.

The configuration settings are globally visible (not limited to the current process). Changes will persist until the **IDeckLinkConfiguration** object is released, unless **WriteConfigurationToPreferences** is called. In which case, the changes will be made permanent and will persist across restarts.

### Related Interfaces

Interface	Interface ID	Description
IDeckLink	IID_IDeckLink	DeckLink device interface

### Public Member Functions

Method	Description
SetFlag	Sets a boolean value into the configuration setting associated with the given <b>BMDDeckLinkConfigurationID</b> .
GetFlag	Gets the current boolean value of a setting associated with the given <b>BMDDeckLinkConfigurationID</b> .
SetInt	Sets the current int64_t value into the configuration setting associated with the given <b>BMDDeckLinkConfigurationID</b> .
GetInt	Gets the current int64_t value of a setting associated with the given <b>BMDDeckLinkConfigurationID</b> .
SetFloat	Sets the current double value into the configuration setting associated with the given <b>BMDDeckLinkConfigurationID</b> .
GetFloat	Gets the current double value of a setting associated with the given <b>BMDDeckLinkConfigurationID</b> .
SetString	Sets the current string value into the configuration setting with the given <b>BMDDeckLinkConfigurationID</b> .

## SECTION 2 DeckLink API

Public Member Functions	
Method	Description
GetString	Gets the current string value of a setting associated with the given <b>BMDDeckLinkConfigurationID</b> .
WriteConfigurationToPreferences	Saves the current settings to system preferences so that they will persist across system restarts.

## 2.5.15.1 IDeckLinkConfiguration::SetFlag method

The **SetFlag** method sets a boolean value into the configuration setting associated with the given **BMDDeckLinkConfigurationID**.

### Syntax

**HRESULT** SetFlag (BMDDeckLinkConfigurationID cfgID, boolean value);

### Parameters

Name	Direction	Description
cfgID	in	The ID of the configuration setting.
value	in	The boolean value to set into the selected configuration setting.

### Return Values

Value	Description
E_FAIL	Failure
S_OK	Success
E_INVALIDARG	There is no flag type configuration setting for this operation corresponding to the given <b>BMDDeckLinkConfigurationID</b> .
E_NOTIMPL	The request is correct however it is not supported by the DeckLink hardware.



## 2.5.15.2 IDeckLinkConfiguration::GetFlag method

The **GetFlag** method gets the current boolean value of a configuration setting associated with the given **BMDDeckLinkConfigurationID**.

### Syntax

**HRESULT** GetFlag (BMDDeckLinkConfigurationID cfgID, boolean \*value);

### Parameters

Name	Direction	Description
cfgID	in	The ID of the configuration setting.
value	out	The boolean value that is set in the selected configuration setting.

### Return Values

Value	Description
E_FAIL	Failure
S_OK	Success
E_INVALIDARG	There is no flag type configuration setting for this operation corresponding to the given <b>BMDDeckLinkConfigurationID</b> .
E_NOTIMPL	The request is correct however it is not supported by the DeckLink hardware.

## 2.5.15.3 IDeckLinkConfiguration::SetInt method

The **SetInt** method sets the current int64\_t value of a configuration setting associated with the given **BMDDeckLinkConfigurationID**.

### Syntax

**HRESULT** SetInt (BMDDeckLinkConfigurationID cfgID, int64\_t value);

### Parameters

Name	Direction	Description
cfgID	in	The ID of the configuration setting.
value	in	The integer value to set into the selected configuration setting.

### Return Values

Value	Description
E_FAIL	Failure
S_OK	Success
E_INVALIDARG	There is no integer type configuration setting for this operation corresponding to the given <b>BMDDeckLinkConfigurationID</b> .
E_NOTIMPL	The request is correct however it is not supported by the DeckLink hardware.

## 2.5.15.4 IDeckLinkConfiguration::GetInt method

The **GetInt** method gets the current int64\_t value of a configuration setting associated with the given **BMDDeckLinkConfigurationID**.

### Syntax

**HRESULT** GetInt (BMDDeckLinkConfigurationID cfgID, int64\_t \*value);

### Parameters

Name	Direction	Description
cfgID	in	The ID of the configuration setting.
value	out	The integer value that is set in the selected configuration setting.

### Return Values

Value	Description
E_FAIL	Failure
S_OK	Success
E_INVALIDARG	There is no integer type configuration setting for this operation corresponding to the given <b>BMDDeckLinkConfigurationID</b> .
E_NOTIMPL	The request is correct however it is not supported by the DeckLink hardware.

## 2.5.15.5 IDeckLinkConfiguration::SetFloat method

The **SetFloat** method sets the current double value of a configuration setting associated with the given **BMDDeckLinkConfigurationID**.

### Syntax

```
HRESULT SetFloat (BMDDeckLinkConfigurationID cfgID, double value);
```

### Parameters

Name	Direction	Description
cfgID	in	The ID of the configuration setting.
value	in	The double value to set into the selected configuration setting.

### Return Values

Value	Description
E_FAIL	Failure
S_OK	Success
E_INVALIDARG	There is no float type configuration setting for this operation corresponding to the given <b>BMDDeckLinkConfigurationID</b> .
E_NOTIMPL	The request is correct however it is not supported by the DeckLink hardware.

## 2.5.15.6 IDeckLinkConfiguration::GetFloat method

The **GetFloat** method gets the current double value of a configuration setting associated with the given **BMDDeckLinkConfigurationID**.

### Syntax

**HRESULT** GetFloat (BMDDeckLinkConfigurationID cfgID, double \*value);

### Parameters

Name	Direction	Description
cfgID	in	The ID of the configuration setting.
value	out	The double value that is set in the selected configuration setting.

### Return Values

Value	Description
E_FAIL	Failure
S_OK	Success
E_INVALIDARG	There is no float type configuration setting for this operation corresponding to the given <b>BMDDeckLinkConfigurationID</b> .
E_NOTIMPL	The request is correct however it is not supported by the DeckLink hardware.

## 2.5.15.7 IDeckLinkConfiguration::SetString method

The **SetString** method sets the current string value of a configuration setting associated with the given **BMDDeckLinkConfigurationID**.

### Syntax

```
HRESULT SetString (BMDDeckLinkConfigurationID cfgID, string value);
```

### Parameters

Name	Direction	Description
cfgID	in	The ID of the configuration setting.
value	in	The string to set into the selected configuration setting.

### Return Values

Value	Description
E_FAIL	Failure
S_OK	Success
E_INVALIDARG	There is no string type configuration setting for this operation corresponding to the given <b>BMDDeckLinkConfigurationID</b> .
E_NOTIMPL	The request is correct however it is not supported by the DeckLink hardware.

## 2.5.15.8 IDeckLinkConfiguration::GetString method

The **GetString** method gets the current string value of a configuration setting associated with the given **BMDDeckLinkConfigurationID**.

### Syntax

**HRESULT** GetString (BMDDeckLinkConfigurationID cfgID, string \*value);

### Parameters

Name	Direction	Description
cfgID	in	The ID of the configuration setting.
value	out	The string set in the selected configuration setting. This allocated string must be freed by the caller when no longer required.

### Return Values

Value	Description
E_FAIL	Failure
S_OK	Success
E_INVALIDARG	There is no string type configuration setting for this operation corresponding to the given <b>BMDDeckLinkConfigurationID</b> .
E_NOTIMPL	The request is correct however it is not supported by the DeckLink hardware.

## 2.5.15.9 IDeckLinkConfiguration::WriteConfigurationToPreferences method

The **WriteConfigurationToPreferences** method saves the current settings to system preferences so they will persist across system restarts. This method requires administrative privileges. Configuration settings changed through this interface will be reverted when the interface is released unless this method is called.

### Syntax

```
HRESULT WriteConfigurationToPreferences ();
```

### Return Values

Value	Description
E_FAIL	Failure
S_OK	Success
E_ACCESSDENIED	Insufficient privileges to write to system preferences.



2.5.16

IDeckLinkAPIInformation Interface

The **IDeckLinkAPIInformation** object interface provides global API information. A reference to an **IDeckLinkAPIInformation** object interface may be obtained from **CoCreateInstance** on platforms with native COM support or from **CreateDeckLinkAPIInformationInstance** on other platforms.

Public Member Functions	
Method	Description
GetFlag	Gets a boolean flag associated with specified <b>BMDDeckLinkAPIInformationID</b>
GetInt	Gets an int64_t associated with specified <b>BMDDeckLinkAPIInformationID</b>
GetFloat	Gets a float associated with specified <b>BMDDeckLinkAPIInformationID</b>
GetString	Gets a string associated with specified <b>BMDDeckLinkAPIInformationID</b>

## 2.5.16.1 IDeckLinkAPIInformation::GetFlag method

The **GetFlag** method gets a boolean flag associated with a given **BMDDeckLinkAPIInformationID**.

### Syntax

**HRESULT** GetFlag (BMDDeckLinkAPIInformationID cfgID, bool \*value);

### Parameters

Name	Direction	Description
cfgID	in	<b>BMDDeckLinkAPIInformationID</b> to get flag value.
value	out	Value of flag corresponding to cfgID.

### Return Values

Value	Description
E_FAIL	Failure
S_OK	Success
E_INVALIDARG	There is no flag type attribute corresponding to cfgID.

## 2.5.16.2 IDeckLinkAPIInformation::GetInt method

The **GetInt** method gets an int64\_t value associated with a given **BMDDeckLinkAPIInformationID**.

### Syntax

**HRESULT** GetInt (BMDDeckLinkAPIInformationID cfgID, int64\_t \*value);

### Parameters

Name	Direction	Description
cfgID	in	<b>BMDDeckLinkAPIInformationID</b> to get int value.
value	out	Value of int corresponding to cfgID.

### Return Values

Value	Description
S_OK	Success
E_INVALIDARG	There is no int type attribute corresponding to cfgID.

## 2.5.16.3 IDeckLinkAPIInformation::GetFloat method

The **GetFloat** method gets a float value associated with a given **BMDDeckLinkAPIInformationID**.

### Syntax

```
HRESULT GetFloat (BMDDeckLinkAPIInformationID cfgID, double *value);
```

### Parameters

Name	Direction	Description
cfgID	in	<b>BMDDeckLinkAPIInformationID</b> to get float value.
value	out	Value of float corresponding to cfgID.

### Return Values

Value	Description
S_OK	Success
E_INVALIDARG	There is no float type attribute corresponding to cfgID.

## 2.5.16.4 IDeckLinkAPIInformation::GetString method

The **GetString** method gets a string value associated with a given **BMDDeckLinkAPIInformationID**.

### Syntax

```
HRESULT GetString (BMDDeckLinkAPIInformationID cfgID, String *value);
```

### Parameters

Name	Direction	Description
cfgID	in	<b>BMDDeckLinkAPIInformationID</b> to get string value.
value	out	Value of string corresponding to cfgID.

### Return Values

Value	Description
S_OK	Success
E_INVALIDARG	There is no string type attribute corresponding to cfgID.
E_OUTOFMEMORY	Unable to allocate memory for string

## 2.5.17 IDeckLinkAttributes Interface

The **IDeckLinkAttributes** object interface provides details about the capabilities of a DeckLink card. The detail types that are available for various capabilities are: flag, int, float, and string. The DeckLink Attribute ID section lists the hardware capabilities and associated attributes identifiers that can be queried using this object interface. An **IDeckLinkAttributes** object interface can be obtained from the **IDeckLink** interface using **QueryInterface**.

### Related Interfaces

Interface	Interface ID	Description
<b>IDeckLink</b>	<b>IID_IDeckLink</b>	DeckLink device interface

### Public Member Functions

Method	Description
GetFlag	Gets a boolean flag corresponding to a <b>BMDDeckLinkAttributeID</b>
GetInt	Gets an <b>int64_t</b> corresponding to a <b>BMDDeckLinkAttributeID</b>
GetFloat	Gets a float corresponding to a <b>BMDDeckLinkAttributeID</b>
GetString	Gets a string corresponding to a <b>BMDDeckLinkAttributeID</b>

## 2.5.17.1 IDeckLinkAttributes::GetFlag method

The **GetFlag** method gets a boolean flag associated with a given **BMDDeckLinkAttributeID**. (See **BMDDeckLinkAttributeID** for a list of attribute IDs)

### Syntax

```
HRESULT GetFlag (BMDDeckLinkAttributeID cfgID, boolean *value);
```

### Parameters

Name	Direction	Description
cfgID	in	<b>BMDDeckLinkAttributeID</b> to get flag value.
value	out	The value corresponding to cfgID.

### Return Values

Value	Description
E_FAIL	Failure
S_OK	Success
E_INVALIDARG	There is no flag type attribute corresponding to cfgID.

## 2.5.17.2 IDeckLinkAttributes::GetInt method

The **GetInt** method gets an **int64\_t** value associated with a given **BMDDeckLinkAttributeID**.

### Syntax

**HRESULT** GetInt (BMDDeckLinkAttributeID cfgID, int64\_t \*value);

### Parameters

Name	Direction	Description
cfgID	in	<b>BMDDeckLinkAttributeID</b> to get int value.
value	out	The value corresponding to cfgID.

### Return Values

Value	Description
E_FAIL	Failure
S_OK	Success
E_INVALIDARG	There is no int type attribute corresponding to cfgID.



## 2.5.17.3 IDeckLinkAttributes::GetFloat method

The **GetFloat** method gets a float value associated with a given **BMDDeckLinkAttributeID**.

### Syntax

**HRESULT** GetFloat (BMDDeckLinkAttributeID cfgID, double \*value);

### Parameters

Name	Direction	Description
cfgID	in	<b>BMDDeckLinkAttributeID</b> to get float value.
value	out	The value corresponding to cfgID.

### Return Values

Value	Description
E_FAIL	Failure
S_OK	Success
E_INVALIDARG	There is no float type attribute corresponding to cfgID.

## 2.5.17.4 IDeckLinkAttributes::GetString method

The **GetString** method gets a string value associated with a given **BMDDeckLinkAttributeID**.

### Syntax

**HRESULT** GetString (BMDDeckLinkAttributeID cfgID, string \*value);

### Parameters

Name	Direction	Description
cfgID	in	<b>BMDDeckLinkAttributeID</b> to get string value.
value	out	The value corresponding to cfgID. This allocated string must be freed by the caller when no longer required.

### Return Values

Value	Description
E_FAIL	Failure
S_OK	Success
E_INVALIDARG	There is no string type attribute corresponding to cfgID.

## 2.5.18 IDeckLinkMemoryAllocator Interface

The **IDeckLinkMemoryAllocator** object interface is a callback class used to provide control over the memory intensive video frame allocations required during playback and capture. An object with the **IDeckLinkMemoryAllocator** object interface may be registered as a callback with the **IDeckLinkOutput** or **IDeckLinkInput** interfaces.

During playback or capture, calls will be made to this interface object to manage memory buffers for storing video frame data. Memory buffers may be allocated and released more frequently than once per video frame played back or captured, such as when video format conversion is performed.

Implementation of this interface is optional - if this callback is not registered, a default allocator will be used.

### Related Interfaces

Interface	Interface ID	Description
IDeckLinkOutput	IID_IDeckLinkOutput	An <b>IDeckLinkMemoryAllocator</b> object interface may be registered with <b>IDeckLinkOutput::SetVideoOutputFrameMemoryAllocator</b>
IDeckLinkInput	IID_IDeckLinkInput	An <b>IDeckLinkMemoryAllocator</b> object interface may be registered with <b>IDeckLinkInput::SetVideoInputFrameMemoryAllocator</b>

## SECTION 2 DeckLink API

Public Member Functions	
Method	Description
AllocateBuffer	Called to allocate memory for a frame
ReleaseBuffer	Called to release a previously allocated frame
Commit	Called to notify the allocator that frame buffers will be required
Decommit	Called to notify the allocator that frame buffers will no longer be required (until next call to Commit).

## 2.5.18.1 IDeckLinkMemoryAllocator::AllocateBuffer method

The **AllocateBuffer** method is called by the owner interface to allocate a buffer for a video frame. This method is abstract in the base interface and must be implemented by the application developer.

### Syntax

**HRESULT** AllocateBuffer (unsigned long bufferSize, void \*\*allocatedBuffer);

### Parameters

Name	Direction	Description
bufferSize	in	Size of the memory to be allocated for a new video frame
allocatedBuffer	out	Address of newly allocated buffer <b>Note:</b> Returned address for buffer must be aligned on a 16-byte boundary.

### Return Values

Value	Description
S_OK	Success
E_OUTOFMEMORY	There is insufficient memory to allocate a buffer of the requested size.

## 2.5.18.2 IDeckLinkMemoryAllocator::ReleaseBuffer method

The **ReleaseBuffer** method is called by the owner interface to release previously allocated memory. This method is abstract in the base interface and must be implemented by the application developer.

### Syntax

```
HRESULT ReleaseBuffer (void *buffer);
```

### Parameters

Name	Direction	Description
buffer	in	Pointer to the buffer to be released

### Return Values

Value	Description
S_OK	Success

### 2.5.18.3 IDeckLinkMemoryAllocator::Commit method

The **Commit** method is called by the owner interface to notify the allocator that frame buffers will be required. The allocator should allocate any structures required for memory pool management in this callback. This method is abstract in the base interface and must be implemented by the application developer.

#### Syntax

**HRESULT** Commit ();

#### Parameters

none.

#### Return Values

Value	Description
S_OK	Success
E_OUTOFMEMORY	There is insufficient memory to allocate a buffer of the requested size.

#### 2.5.18.4 IDeckLinkMemoryAllocator::Decommit method

The **Decommit** method is called by the owner interface to notify the allocator that frame buffers will no longer be required. The allocator should de-allocate any structures required for memory pool management in this callback. The owner interface will call the Commit method again before allocating more frames. This method is abstract in the base interface and must be implemented by the application developer.

##### Syntax

**HRESULT** Decommit ();

##### Parameters

none.

##### Return Values

Value	Description
S_OK	Success



## SECTION 2 DeckLink API

### 2.5.19 IDeckLinkKeyer Interface

The **IDeckLinkKeyer** object interface allows configuration of the keying functionality available on most DeckLink cards. An **IDeckLinkKeyer** object interface can be obtained from the **IDeckLink** interface using **QueryInterface**.

#### Related Interfaces

Interface	Interface ID	Description
IDeckLink	IID_IDeckLink	DeckLink device interface

#### Public Member Functions

Method	Description
Enable	Turn on keyer.
SetLevel	Set the level that the image is blended into the frame.
RampUp	Progressively blends in an image over a given number of frames
RampDown	Progressively blends out an image over a given number of frames
Disable	Turn off keyer

## 2.5.19.1 IDeckLinkKeyer::Enable method

The **Enable** method turns on the keyer functionality. The **IDeckLinkAttributes** interface can be used to determine if hardware supports the keyer functionality. If external keying is selected, the mask is output on CH A and the key on CH B. The following table lists the hardware that support various keyer capabilities.

The following table displays hardware which supports the keyer functionality.

Device	Internal	External	HD
DeckLink Duo	yes	no	no
DeckLink Quad	yes	no	no
UltraStudio 4K	yes	yes	yes
UltraStudio Pro	yes	yes	no
DeckLink 4K Extreme	yes	yes	yes
DeckLink 4K Extreme 12G	yes	yes	yes
DeckLink Studio 4K	yes	yes	yes
DeckLink SDI 4K	yes	no	yes
DeckLink Quad 2	yes	yes	yes
UltraStudio 4K Extreme	yes	yes	yes
DeckLink 4K Pro	yes	yes	yes
DeckLink Duo 2	yes	yes	yes

continued over page...

## SECTION 2 DeckLink API

### Syntax

**HRESULT** Enable (boolean isExternal);

### Parameters

Name	Direction	Description
isExternal	in	Specifies internal or external keying.

### Return Values

Value	Description
E_FAIL	Failure
S_OK	Success

### 2.5.19.2 IDeckLinkKeyer::SetLevel method

The **SetLevel** method sets the level that the image is blended onto the frame. 0 is no blend, 255 is completely blended onto the frame.

### Syntax

**HRESULT** SetLevel (uint8\_t level);

### Parameters

Name	Direction	Description
level	in	The level that the image is to be blended onto the frame.

### Return Values

Value	Description
S_OK	Success

## 2.5.19.3 IDeckLinkKeyer::RampUp method

The **RampUp** method progressively blends in an image over a given number of frames from 0 to 255.

### Syntax

```
HRESULT RampUp (uint32_t numberOfFrames);
```

### Parameters

Name	Direction	Description
numberOfFrames	in	The number of frames that the image is progressively blended in.

### Return Values

Value	Description
E_FAIL	Failure
S_OK	Success

## 2.5.19.4 IDeckLinkKeyer::RampDown method

The **RampDown** method progressively blends out an image over a given number of frames from 255 to 0.

### Syntax

**HRESULT** RampDown (uint32\_t numberOfFrames);

### Parameters

Name	Direction	Description
numberOfFrames	in	The number of frames that the image is progressively blended out.

### Return Values

Value	Description
E_FAIL	Failure
S_OK	Success

## 2.5.19.5 IDeckLinkKeyer::Disable method

The **Disable** method turns off the keyer functionality.

### Syntax

**HRESULT** Disable();

### Return Values

Value	Description
E_FAIL	Failure
S_OK	Success

## 2.5.20 IDeckLinkVideoFrameAncillary Interface

The **IDeckLinkVideoFrameAncillary** object interface represents the ancillary data associated with a video frame. CEA-708 closed-captions are encoded with data bits in the 2 least-significant-bits of each 10 bit pixel component. These bits are not preserved when capturing in an 8 bit pixel format. To capture or output CEA-708 captions, a 10 bit pixel format such as **bmdFormat10BitYUV** must be used.

### Related Interfaces

Interface	Interface ID	Description
<b>IDeckLinkOutput</b>	<b>IID_IDeckLinkOutput</b>	An <b>IDeckLinkVideoFrameAncillary</b> object can be obtained with <b>IDeckLinkOutput::CreateAncillaryData</b> .
<b>IDeckLinkVideoFrame</b>	<b>IID_IDeckLinkVideoFrame</b>	An <b>IDeckLinkVideoFrameAncillary</b> object can be obtained from <b>IDeckLinkVideoFrame::GetAncillaryData</b> .
<b>IDeckLinkMutableVideoFrame</b>	<b>IID_IDeckLinkMutableVideoFrame</b>	An <b>IDeckLinkVideoFrameAncillary</b> object be set into a video frame using <b>IDeckLinkMutableVideoFrame::SetAncillaryData</b> .

### Public Member Functions

Method	Description
<b>GetPixelFormat</b>	Gets pixel format of a video frame.
<b>GetDisplayMode</b>	Gets corresponding <b>BMDDisplayMode</b> for the selected display mode.
<b>GetBufferForVerticalBlankingLine</b>	Access vertical blanking line buffer.

## 2.5.20.1 IDeckLinkVideoFrameAncillary::GetPixelFormat method

The **GetPixelFormat** method gets the pixel format of a video frame.

### Syntax

```
BMDPixelFormat GetPixelFormat ();
```

### Return Values

Value	Description
PixelFormat	Pixel format of video frame ( <b>BMDPixelFormat</b> )

## 2.5.20.2 IDeckLinkVideoFrameAncillary::GetDisplayMode method

The **GetDisplayMode** method returns the corresponding **BMDDisplayMode** for the selected display mode.

### Syntax

```
BMDDisplayMode GetDisplayMode ();
```

### Return Values

Value	Description
mode	<b>BMDDisplayMode</b> corresponding to the display mode.

## 2.5.20.3 IDeckLinkVideoFrameAncillary::GetBufferForVerticalBlankingLine method

The **GetBufferForVerticalBlankingLine** method allows access to a specified vertical blanking line within the ancillary for the associated frame.

Ancillary lines are numbered from one. For NTSC video, the top ancillary lines are numbered starting from four, with lines 1 to 3 referring to the ancillary lines at the bottom of the picture, as per convention.

The pointer returned by **GetBufferForVerticalBlankingLine** is in the same format as the associated active picture data and is valid while the **IDeckLinkVideoFrameAncillary** object interface is valid.

### Syntax

**HRESULT** GetBufferForVerticalBlankingLine (uint32\_t lineNumber, void\* \*buffer)

### Parameters

Name	Direction	Description
lineNumber	in	Ancillary line number to access.
buffer	out	Pointer into ancillary buffer for requested line or NULL if line number was invalid.

### Return Values

Value	Description
E_FAIL	Failure
S_OK	Success
E_INVALIDARG	An invalid ancillary line number was requested



## 2.5.21 IDeckLinkTimecode Interface

The **IDeckLinkTimecode** object interface represents a video timecode and provides methods to access the timecode or its components.

### Related Interfaces

Interface	Interface ID	Description
IDeckLinkVideoFrameAncillary	IID_IDeckLinkVideoFrameAncillary	<b>IDeckLinkVideoFrameAncillary::GetTimecode</b> returns an <b>IDeckLinkTimecode</b> object interface

### Public Member Functions

Method	Description
GetBCD	Get timecode in BCD
GetComponents	Get timecode components
GetString	Get timecode as formatted string
GetFlags	Get timecode flags
GetTimecodeUserBits	Get timecode user bits.

## SECTION 2 DeckLink API

### 2.5.21.1 IDeckLinkTimecode::GetBCD method

The **GetBCD** method returns the timecode in Binary Coded Decimal representation.

#### Syntax

```
BMDTimecodeBCD    GetBCD();
```

#### Return Values

Value	Description
Timecode	Timecode value in BCD format (See <b>BMDTimecodeBCD</b> for details)

## 2.5.21.2 IDeckLinkTimecode::GetComponents method

The **GetComponents** method returns individual components of the timecode. Specify NULL for any unwanted parameters.

### Syntax

**HRESULT** GetComponents(uint8\_t \*hours, uint8\_t \*minutes, uint8\_t \*seconds, uint8\_t \*frames);

### Parameters

Name	Direction	Description
hours	out	Hours component of timecode
minutes	out	Minutes component of timecode
seconds	out	Seconds component of timecode
frames	out	Frames component of timecode

### Return Values

Value	Description
E_FAIL	Failure
S_OK	Success

## 2.5.21.3 IDeckLinkTimecode::GetString method

The **GetString** method returns the timecode formatted as a standard timecode string.

### Syntax

```
HRESULT GetString(string *timecode);
```

### Parameters

Name	Direction	Description
timecode	out	Timecode formatted as a standard timecode string: "HH:MM:SS:FF". This allocated string must be freed by the caller when no longer required

### Return Values

Value	Description
E_FAIL	Failure
S_OK	Success

## 2.5.21.4 IDeckLinkTimecode::GetFlags method

The **GetFlags** method returns the flags accompanying a timecode.

### Syntax

```
HRESULT BMDTimecodeFlags GetFlags();
```

### Return Values

Value	Description
timecodeFlags	Timecode flags (see <b>BMDTimecodeFlags</b> for details)

## 2.5.21.5 IDeckLinkTimecode::GetTimecodeUserBits method

The **GetTimecodeUserBits** method returns the timecode user bits.

### Syntax

```
HRESULT GetTimecodeUserBits (BMDTimecodeUserBits *userBits);
```

### Parameters

Name	Direction	Description
userBits	out	The user bits.

### Return Values

Value	Description
E_POINTER	The userBits parameter is NULL.
S_OK	Success

## 2.5.22 IDeckLinkScreenPreviewCallback Interface

The **IDeckLinkScreenPreviewCallback** object interface is a callback class which is called to facilitate updating of an on-screen preview of a video stream being played or captured.

An object with the **IDeckLinkScreenPreviewCallback** object interface may be registered as a callback with the **IDeckLinkInput** or **IDeckLinkOutput** interfaces.

During playback or capture, frames will be delivered to the preview callback. A dedicated preview thread waits for the next available frame before calling the callback. The frame delivery rate may be rate limited by the preview callback - it is not required to maintain full frame rate and missing frames in preview will have no impact on capture or playback.

### Related Interfaces

Interface	Interface ID	Description
IDeckLinkInput	IID_IDeckLinkInput	An <b>IDeckLinkScreenPreviewCallback</b> object interface may be registered with <b>IDeckLinkInput::SetScreenPreviewCallback</b>
IDeckLinkOutput	IID_IDeckLinkOutput	An <b>IDeckLinkScreenPreviewCallback</b> object interface may be registered with <b>IDeckLinkOutput::SetScreenPreviewCallback</b>

### Public Member Functions

Method	Description
DrawFrame	Called when a new frame is available for the preview display

## 2.5.22.1 IDeckLinkScreenPreviewCallback::DrawFrame method

The **DrawFrame** method is called on every frame boundary while scheduled playback is running.

*For example:* Scheduled NTSC which runs at 29.97 frames per second, will result in the preview callback's DrawFrame() method being called 29.97 times per second while scheduled playback is running.

The return value (required by COM) is ignored by the caller.

**Note:** If the frame to be drawn to the preview hasn't changed since the last time the callback was called, the frame parameter will be NULL.

### Syntax

**HRESULT** DrawFrame(IDeckLinkVideoFrame \*theFrame);

### Parameters

Name	Direction	Description
theFrame	in	Video frame to preview

### Return Values

Value	Description
E_FAIL	Failure
S_OK	Success

## 2.5.23 IDeckLinkGLScreenPreviewHelper Interface

The **IDeckLinkGLScreenPreviewHelper** object interface may be used with a simple **IDeckLinkScreenPreviewCallback** implementation to provide OpenGL based preview rendering which is decoupled from the incoming or outgoing video stream being previewed.

A reference to an **IDeckLinkGLScreenPreviewHelper** object interface may be obtained from **CoCreateInstance** on platforms with native COM support or from **CreateOpenGLScreenPreviewHelper** on other platforms.

Typical usage of **IDeckLinkGLScreenPreviewHelper** is as follows:

- Configure an OpenGL context as an orthographic projection using code similar to the following:  

```
glViewport(0, 0, (GLsizei)newSize.width, (GLsizei)newSize.height);
glMatrixMode(GL_PROJECTION);
glLoadIdentity();
glOrtho(-1.0, 1.0, -1.0, 1.0, -1.0, 1.0);
glMatrixMode(GL_MODELVIEW);
```
- Create an **IDeckLinkGLScreenPreviewHelper** object interface using **CoCreateInstance** or **CreateOpenGLScreenPreviewHelper**. Call **IDeckLinkGLScreenPreviewHelper::InitializeGL** from the OpenGL context.
- When repainting the **OpenGL** context, call **IDeckLinkGLScreenPreviewHelper::PaintGL**. The preview image will be drawn between (-1,-1) and (1,1) in the GL space.
- Add any graphical overlays on the preview window as desired.
- Create a subclass of **IDeckLinkScreenPreviewCallback** which calls **IDeckLinkGLScreenPreviewHelper::SetFrame** from **IDeckLinkScreenPreviewCallback::DrawFrame**.
- Register an instance of the **IDeckLinkScreenPreviewCallback** subclass with **IDeckLinkInput::SetScreenPreviewCallback** or **IDeckLinkOutput::SetScreenPreviewCallback** as appropriate.



## SECTION 2 DeckLink API

### Related Interfaces

Interface	Interface ID	Description
<code>IDeckLinkScreenPreview</code>	<code>IID_IDeckLinkScreenPreview</code>	<code>IDeckLinkGLScreenPreviewHelper::SetFrame</code> may be called from <code>IDeckLinkScreenPreview::DrawFrame</code>

### Public Member Functions

Method	Description
<code>InitializeGL</code>	Initialize GL previewing
<code>PaintGL</code>	Repaint the GL preview
<code>SetFrame</code>	Set the preview frame to display on the next <code>PaintGL</code> call
<code>Set3DPreviewFormat</code>	Set the 3D preview format.

## 2.5.23.1 IDeckLinkGLScreenPreviewHelper::InitializeGL method

The **InitializeGL** method should be called from the preview OpenGL context during initialization of that context.

### Syntax

**HRESULT**                      **InitializeGL();**

### Return Values

Value	Description
E_FAIL	Failure
S_OK	Success

## 2.5.23.2 IDeckLinkGLScreenPreviewHelper::PaintGL method

The **PaintGL** method should be called from the preview OpenGL context whenever the preview frame needs to be repainted.

Frames to be displayed should be provided to **IDeckLinkGLScreenPreviewHelper::SetFrame**.

**PaintGL** and **SetFrame** allow OpenGL updates to be decoupled from new frame availability.

### Syntax

**HRESULT**                      **PaintGL();**

### Return Values

Value	Description
E_FAIL	Failure
S_OK	Success

## 2.5.23.3 IDeckLinkGLScreenPreviewHelper::SetFrame method

The **SetFrame** method is used to set the preview frame to display on the next call to **IDeckLinkGLScreenPreviewHelper::PaintGL**.

Depending on the rate and timing of calls to **SetFrame** and **PaintGL**, some frames may not be displayed or may be displayed multiple times.

### Syntax

**HRESULT** SetFrame(IDeckLinkVideoFrame \*theFrame)

### Parameters

Name	Direction	Description
theFrame	in	Video frame to preview

### Return Values

Value	Description
E_FAIL	Failure
S_OK	Success

## 2.5.23.4 IDeckLinkGLScreenPreviewHelper::Set3DPreviewFormat

The **Set3DPreviewFormat** method is used to set the 3D preview format.

### Syntax

**HRESULT** Set3DPreviewFormat(BMD3DPreviewFormat \*previewFormat);

### Parameters

Name	Direction	Description
previewFormat	in	The 3D preview format. See the Linked frame preview format ( <b>BMD3DPreviewFormat</b> ) section for more details.

### Return Values

Value	Description
S_OK	Success

### 2.5.24 IDeckLinkCocoaScreenPreviewCallback Interface

The **IDeckLinkCocoaScreenPreviewCallback** object interface is a cocoa callback class which is called to facilitate updating of an on-screen preview of a video stream being played or captured.

An **IDeckLinkCocoaScreenPreviewCallback** object can be created by calling `CreateCocoaScreenPreview`. This object can registered as a callback with **IDeckLinkInput::SetScreenPreviewCallback** or **IDeckLinkOutput::SetScreenPreviewCallback** as appropriate.

During playback or capture, frames will be delivered to the preview callback. A dedicated preview thread waits for the next available frame before calling the callback. The frame delivery rate may be rate limited by the preview callback - it is not required to maintain full frame rate and missing frames in preview will have no impact on capture or playback.

#### Related Interfaces

Interface	Interface ID	Description
IDeckLinkInput	IID_IDeckLinkInput	An <b>IDeckLinkCocoaScreenPreviewCallback</b> object interface may be registered with <b>IDeckLinkInput::SetScreenPreviewCallback</b>
IDeckLinkOutput	IID_IDeckLinkOutput	An <b>IDeckLinkCocoaScreenPreviewCallback</b> object interface may be registered with <b>IDeckLinkOutput::SetScreenPreviewCallback</b>

## 2.5.25 IDeckLinkDX9ScreenPreviewHelper Interface

The **IDeckLinkDX9ScreenPreviewHelper** object interface may be used with a simple **IDeckLinkScreenPreviewCallback** implementation to provide DirectX based preview rendering which is decoupled from the incoming or outgoing video stream being previewed.

A reference to an **IDeckLinkDX9ScreenPreviewHelper** object is obtained from **CoCreateInstance**.

Typical usage of **IDeckLinkDX9ScreenPreviewHelper** is as follows:

- Create an **IDeckLinkDX9ScreenPreviewHelper** object interface using **CoCreateInstance**.
- If 3D preview is required, call **IDeckLinkDX9ScreenPreviewHelper::Set3DPreviewFormat**
- Setup Direct 3D parameters:
 

```
D3DPRESENT_PARAMETERS    d3dpp;
      IDirect3DDevice9*      dxDevice;
      d3dpp.BackBufferFormat = D3DFMT_UNKNOWN;
      d3dpp.BackBufferCount = 2;
      d3dpp.Windowed = TRUE;
      d3dpp.SwapEffect = D3DSWAPEFFECT_DISCARD;
      d3dpp.hDeviceWindow = hwnd;
      d3dpp.PresentationInterval = D3DPRESENT_INTERVAL_DEFAULT;
```
- Create a new device:
 

```
CreateDevice(D3DADAPTER_DEFAULT, D3DDEVTYPE_HAL, hwnd, D3DCREATE_HARDWARE_VERTEXPROCESSING | D3DCREATE_MULTITHREADED, &d3dpp, &dxDevice);
```
- Call **IDeckLinkDX9ScreenPreviewHelper::Initialize** (dxDevice)

## SECTION 2 DeckLink API

- When repainting, call the following methods:

```
dxDevice->BeginScene();
```

```
IDeckLinkDX9ScreenPreviewHelper::Render();
```

```
dxDevice->EndScene();
```

- Create a subclass of **IDeckLinkScreenPreviewCallback** which calls **IDeckLinkDX9ScreenPreviewHelper::SetFrame** from **IDeckLinkScreenPreviewCallback::DrawFrame**.
- Register an instance of the **IDeckLinkScreenPreviewCallback** subclass with **IDeckLinkInput::SetScreenPreviewCallback** or **IDeckLinkOutput::SetScreenPreviewCallback** as appropriate.

### Related Interfaces

Interface	Interface ID	Description
<b>IDeckLinkScreenPreview</b>	<b>IID_IDeckLinkScreenPreview</b>	<b>IDeckLinkDX9ScreenPreviewHelper::SetFrame</b> may be called from <b>IDeckLinkScreenPreview::DrawFrame</b>

### Public Member Functions

Method	Description
Initialize	Initialize DirectX previewing.
Render	Repaint the DirectX preview.
SetFrame	Set the preview frame for display.
Set3DPreviewFormat	Set the 3D preview format.

## 2.5.25.1 IDeckLinkDX9ScreenPreviewHelper::Initialize method

The **Initialize** method sets the IDirect3DDevice9 object to be used by the DeckLink API's preview helper.

### Syntax

**HRESULT** Initialize(void \*device);

### Parameters

Name	Direction	Description
device	in	The IDirect3DDevice9 object

### Return Values

Value	Description
S_OK	Success



## 2.5.25.2 IDeckLinkDX9ScreenPreviewHelper::Render method

The **Render** method should be called whenever the preview frame needs to be repainted.

The frames to be displayed should be provided to **IDeckLinkDX9ScreenPreviewHelper::SetFrame**.

### Syntax

**HRESULT** Render(RECT \*rc)

### Parameters

Name	Direction	Description
rc	in	The display surface rectangle. If rc is NULL, the whole view port / surface is used. If the rc dimensions have changed, the display texture will be resized.

### Return Values

Value	Description
S_OK	Success

## 2.5.25.3 IDeckLinkDX9ScreenPreviewHelper::SetFrame method

The **SetFrame** method will set a 2D or 3D **IDeckLinkVideoFrame** into a texture. This method is used to set the preview frame to display on the next call to **IDeckLinkDX9ScreenPreviewHelper::Render**. Depending on the rate and timing of calls to **SetFrame** and **Render**, some frames may not be displayed or may be displayed multiple times.

### Syntax

```
HRESULT SetFrame(IDeckLinkVideoFrame *primaryFrame);
```

### Parameters

Name	Direction	Description
primaryFrame	in	The video frame to preview.

### Return Values

Value	Description
E_FAIL	Failure
S_OK	Success

## 2.5.25.4 IDeckLinkDX9ScreenPreviewHelper::Set3DPreviewFormat method

The **Set3DPreviewFormat** method is used to set the 3D preview format.

### Syntax

**HRESULT** Set3DPreviewFormat(BMD3DPreviewFormat previewFormat);

### Parameters

Name	Direction	Description
previewFormat	in	The 3D preview format. See the 'Frame preview format' section ( <b>BMD3DPreviewFormat</b> ) for more details.

### Return Values

Value	Description
S_OK	Success

#### 2.5.25.5 IDeckLinkVideoConversion Interface

The **IDeckLinkVideoConversion** object interface provides the capability to copy an image from a source frame into a destination frame converting between the formats as required. A reference to an **IDeckLinkVideoConversion** object interface may be obtained from **CoCreateInstance** on platforms with native COM support or from **CreateVideoConversionInstance** on other platforms.

##### Public Member Functions

Method	Description
ConvertFrame	Copies and converts a source frame into a destination frame.

## 2.5.25.6 IDeckLinkVideoConversion::ConvertFrame method

The **ConvertFrame** method copies the source frame (srcFrame) to the destination frame (dstFrame). The frame dimension and pixel format of the video frame will be converted if possible. The return value for this method should be checked to ensure that the desired conversion is supported.

The **IDeckLinkVideoFrame** object for the destination frame, with the desired properties, can be created using **IDeckLinkOutput::CreateVideoFrame**. Alternatively the destination frame can be created by subclassing **IDeckLinkVideoFrame** and setting properties directly in the subclassed object.

### Syntax

**HRESULT** ConvertFrame (IDeckLinkVideoFrame\* srcFrame, IDeckLinkVideoFrame\* dstFrame)

### Parameters

Name	Direction	Description
srcFrame	in	The properties of the source frame
dstFrame	in	The properties of the destination frame

### Return Values

Value	Description
E_FAIL	Failure
S_OK	Success
E_NOTIMPL	Conversion not currently supported

## 2.5.26 IDeckLinkDeckControl Interface

The **IDeckLinkDeckControl** object interface provides the capability to control a deck via the RS422 port (if available) of a DeckLink device.

An **IDeckLinkDeckControl** object interface can be obtained from the **IDeckLink** interface using **QueryInterface**.

### Related Interfaces

Interface	Interface ID	Description
IDeckLinkDeckControl	IID_IDeckLinkDeckControl	An <b>IDeckLinkDeckControl</b> object interface may be obtained from <b>IDeckLink</b> using <b>QueryInterface</b> .
IDeckLinkDeckControlStatusCallback	IID_IDeckLinkDeckControlStatusCallback	An <b>IDeckLinkDeckControlStatusCallback</b> object interface may be registered with <b>IDeckLinkDeckControl::SetCallback</b> .

### Public Member Functions

Method	Description
Open	Open a connection to the deck.
Close	Close the connection to the deck.
GetCurrentState	Get the current state of the deck.
SetStandby	Put the deck into standby mode.
SendCommand	Send a custom command to the deck.
Play	Send a play command to the deck.
Stop	Send a stop command to the deck.
TogglePlayStop	Toggle between play and stop mode.
Eject	Send an eject command to the deck.
GoToTimecode	Set the deck to go the specified timecode on the tape.
FastForward	Send a fast forward command to the deck.

# SECTION 2 DeckLink API

Public Member Functions	
Method	Description
Rewind	Send a rewind command to the deck.
StepForward	Send a step forward command to the deck.
StepBack	Send a step back command to the deck.
Jog	Send a jog forward / reverse command to the deck.
Shuttle	Send a shuttle forward / reverse command to the deck.
GetTimecodeString	Get a timecode from deck in string format.
GetTimecode	Get a timecode from deck in IDeckLinkTimeCode format.
GetTimecodeBCD	Get a timecode from deck in BMDTimecodeBCD format.
SetPreroll	Set the preroll period.
GetPreroll	Get the preroll period.
SetCaptureOffset	Set the field accurate capture timecode offset.
GetCaptureOffset	Current capture timecode offset
SetExportOffset	Set the field accurate export timecode offset.
GetExportOffset	Get the current setting of the field accurate export timecode offset.
GetManualExportOffset	Get the recommended delay fields of the current deck.
StartExport	Start an export to tape.
StartCapture	Start a capture.
GetDeviceID	Get deck device ID.
Abort	Stop current deck operation.
CrashRecordStart	Send a record command to the deck.
CrashRecordStop	Send a stop record command to the deck.
SetCallback	Set a deck control status callback.

## 2.5.26.1 IDeckLinkDeckControl::Open method

The **Open** method configures a deck control session and opens a connection to a deck. This command will fail if a RS422 serial port is not available on the DeckLink device.

The application should wait for a **IDeckLinkDeckControlStatusCallback::DeckControlStatusChanged** callback notification with the **bmdDeckControlStatusDeckConnected** bit set before using the rest of the deck control functionality.

### Syntax

```
HRESULT          Open (BMDTimeScale timeScale, BMDTimeValue timeValue, boolean timecodeIsDropFrame,
                      BMDDeckControlError *error)
```

### Parameters

Name	Direction	Description
timeScale	in	The time scale.
timeValue	in	The time value in units of BMDTimeScale.
timecodeIsDropFrame	in	Timecode is drop frame (TRUE) or a non drop frame (FALSE).
error	out	The error code from the deck - see BMDDeckControlError for details.

### Return Values

Value	Description
E_FAIL	Failure - check error parameter.
S_OK	Success
E_INVALIDARG	One or more parameters are invalid.



## 2.5.26.2 IDeckLinkDeckControl::Close method

The **Close** method will optionally place the deck in standby mode before closing the connection.

### Syntax

**HRESULT** Close (boolean standbyOn)

### Parameters

Name	Direction	Description
standbyOn	in	Place the deck into standby mode (TRUE) before disconnection.

### Return Values

Value	Description
S_OK	Success

## 2.5.26.3 IDeckLinkDeckControl::GetCurrentState method

The **GetCurrentState** method will get the current state of the deck.

### Syntax

```
HRESULT GetCurrentState (BMDDeckControlMode *mode, BMDDeckControlVTRControlState *vtrControlState,
                          BMDDeckControlStatusFlags *flags);
```

### Parameters

Name	Direction	Description
mode	out	The deck control mode - see <b>BMDDeckControlMode</b> for details.
vtrControlState	out	The deck control state - see <b>BMDDeckControlVTRControlState</b> for details.
flags	out	The deck control status flags - see <b>BMDDeckControlStatusFlags</b> for details.

### Return Values

Value	Description
S_OK	Success
E_INVALIDARG	One or more parameters are invalid.

## 2.5.26.4 IDeckLinkDeckControl::SetStandby method

The **SetStandby** method will send a “set standby” command to the deck.

The **IDeckLinkDeckControl** object must be in VTR control mode for this command to succeed.

### Syntax

**HRESULT** SetStandby (boolean standbyOn);

### Parameters

Name	Direction	Description
standbyOn	in	Set standby on (TRUE) , or set standby off (FALSE)

### Return Values

Value	Description
E_FAIL	Failure
S_OK	Success

## 2.5.26.5 IDeckLinkDeckControl::SendCommand method

The **SendCommand** method will send a custom command to the deck. A custom command operation cannot occur if there is an export-to-tape, capture or a custom command operation in progress. The supplied custom command must conform to the Sony 9 Pin protocol and must not include the checksum byte. It will be generated by this interface and added to the command. The deck's response (minus the checksum) is stored in the provided buffer.

### Syntax

```
HRESULT SendCommand (uint8_t *inBuffer, uint32_t inBufferSize, uint8_t *outBuffer, uint32_t *outDataSize, uint32_t outBufferSize, BMDDeckControlError *error);
```

### Parameters

Name	Direction	Description
<code>inBuffer</code>	in	The buffer containing the command packet to transmit.
<code>inBufferSize</code>	in	The size of the buffer containing the command packet to transmit.
<code>outBuffer</code>	out	The buffer to contain the response packet.
<code>outDataSize</code>	out	The size of the response data.
<code>outBufferSize</code>	out	The size of the buffer that will contain the response packet.
<code>error</code>	out	The error code sent by the deck - see <b>BMDDeckControlError</b> for details.

## SECTION 2 DeckLink API

### Return Values

Value	Description
E_INVALIDARG	One or more parameters are invalid.
E_UNEXPECTED	A previous custom command is still being processed.
E_FAIL	Failure - check error parameter
S_OK	Success

### 2.5.26.6 IDeckLinkDeckControl::Play method

The **Play** method will send a “play” command to the deck.

The **IDeckLinkDeckControl** object must be in VTR control mode for this command to succeed.

### Syntax

**HRESULT** Play (BMDDeckControlError \*error);

### Parameters

Name	Direction	Description
error	out	The error code sent by the deck - see <b>BMDDeckControlError</b> for details.

### Return Values

Value	Description
E_FAIL	Failure - check error parameter.
S_OK	Success
E_INVALIDARG	The parameter is invalid.

## 2.5.26.7 IDeckLinkDeckControl::Stop method

The **Stop** method will send a “stop” command to the deck.

The **IDeckLinkDeckControl** object must be in VTR control mode for this command to succeed.

### Syntax

```
HRESULT Stop (BMDDeckControlError *error);
```

### Parameters

Name	Direction	Description
error	out	The error code sent by the deck - see <b>BMDDeckControlError</b> for details.

### Return Values

Value	Description
E_FAIL	Failure - check error parameter.
S_OK	Success
E_INVALIDARG	The parameter is invalid.

## 2.5.26.8 IDeckLinkDeckControl::TogglePlayStop method

The **TogglePlayStop** method will send a “play” command to the deck, if the deck is currently paused or stopped. If the deck is currently playing, a “pause” command will be sent to the deck. The **IDeckLinkDeckControl** object must be in VTR control mode for this command to succeed.

### Syntax

```
HRESULT TogglePlayStop (BMDDeckControlError *error);
```

### Parameters

Name	Direction	Description
error	out	The error code sent by the deck - see <b>BMDDeckControlError</b> for details.

### Return Values

Value	Description
E_FAIL	Failure - check error parameter.
S_OK	Success
E_INVALIDARG	The parameter is invalid.

## 2.5.26.9 IDeckLinkDeckControl::Eject method

The **Eject** method will send an “eject tape” command to the deck.

The **IDeckLinkDeckControl** object must be in VTR control mode for this command to succeed.

### Syntax

```
HRESULT Eject (BMDDeckControlError *error);
```

### Parameters

Name	Direction	Description
error	out	The error code sent by the deck - see <b>BMDDeckControlError</b> for details.

### Return Values

Value	Description
E_FAIL	Failure - check error parameter.
S_OK	Success
E_INVALIDARG	The parameter is invalid.



## 2.5.26.10 IDeckLinkDeckControl::GoToTimecode method

The **GoToTimecode** method will send a "go to timecode" command to the deck.

### Syntax

```
HRESULT GoToTimecode (BMDTimecodeBCD timecode, BMDDeckControlError *error);
```

### Parameters

Name	Direction	Description
timecode	in	The timecode to go to.
error	out	The error code sent by the deck - see <b>BMDDeckControlError</b> for details.

### Return Values

Value	Description
E_FAIL	Failure - check error parameter.
S_OK	Success
E_INVALIDARG	One or more parameters are invalid.

## 2.5.26.11 IDeckLinkDeckControl::FastForward method

The **FastForward** method will send a “fast forward” command to the deck.

The **IDeckLinkDeckControl** object must be in VTR control mode for this command to succeed.

### Syntax

```
HRESULT FastForward (boolean viewTape, BMDDeckControlError *error);
```

### Parameters

Name	Direction	Description
viewTape	in	View the tape (TRUE) or enable automatic selection of “tape view” or “end to end view” (FALSE)
error	out	The error code sent by the deck - see <b>BMDDeckControlError</b> for details.

### Return Values

Value	Description
E_FAIL	Failure - check error parameter.
S_OK	Success
E_INVALIDARG	One or more parameters are invalid.

## 2.5.26.12 IDeckLinkDeckControl::Rewind method

The **Rewind** method will send a "rewind" command to the deck.

The **IDeckLinkDeckControl** object must be in VTR control mode for this command to succeed.

### Syntax

```
HRESULT Rewind (boolean viewTape, BMDDeckControlError *error);
```

### Parameters

Name	Direction	Description
viewTape	in	View the tape (TRUE) or enable automatic selection of "tape view" or "end to end view" (FALSE)
error	out	The error code sent by the deck - see <b>BMDDeckControlError</b> for details.

### Return Values

Value	Description
E_FAIL	Failure
S_OK	Success
E_INVALIDARG	One or more parameters are invalid.

## 2.5.26.13 IDeckLinkDeckControl::StepForward method

The **StepForward** method will send a “step forward” command to the deck.

The **IDeckLinkDeckControl** object must be in VTR control mode for this command to succeed.

### Syntax

```
HRESULT StepForward (BMDDeckControlError *error);
```

### Parameters

Name	Direction	Description
error	out	The error code sent by the deck - see <b>BMDDeckControlError</b> for details.

### Return Values

Value	Description
E_FAIL	Failure - check error parameter.
S_OK	Success
E_INVALIDARG	The parameter is invalid.

## 2.5.26.14 IDeckLinkDeckControl::StepBack method

The **StepBack** method will send a “step back” command to the deck.  
The **IDeckLinkDeckControl** object must be in VTR control mode for this command to succeed.

### Syntax

```
HRESULT StepBack (BMDDeckControlError *error);
```

### Parameters

Name	Direction	Description
error	out	The error code sent by the deck - see <b>BMDDeckControlError</b> for details.

### Return Values

Value	Description
E_FAIL	Failure - check error parameter.
S_OK	Success
E_INVALIDARG	The parameter is invalid.

## 2.5.26.15 IDeckLinkDeckControl::Jog method

The **Jog** method will send a “jog playback” command to the deck.

The **IDeckLinkDeckControl** object must be in VTR control mode for this command to succeed.

### Syntax

```
HRESULT Jog (double rate, BMDDeckControlError *error);
```

### Parameters

Name	Direction	Description
rate	in	The rate at which to jog playback. A value greater than 0 will enable forward playback, value less than 0 will enable reverse playback. The rate range is from -50.0 to 50.0
error	out	The error code sent by the deck - see <b>BMDDeckControlError</b> for details.

### Return Values

Value	Description
E_FAIL	Failure - check error parameter.
S_OK	Success
E_INVALIDARG	One or more parameters are invalid.

## 2.5.26.16 IDeckLinkDeckControl::Shuttle method

The **Shuttle** method will send a "shuttle" playback command to the deck.

The **IDeckLinkDeckControl** object must be in VTR control mode for this command to succeed.

### Syntax

```
HRESULT Shuttle (double rate, BMDDeckControlError *error);
```

### Parameters

Name	Direction	Description
rate	in	The rate at which to shuttle playback. A value greater than 0 will enable forward playback, a value less than 0 will enable reverse playback. The rate range is from -50.0 to 50.0
error	out	The error code sent by the deck - see <b>BMDDeckControlError</b> for details.

### Return Values

Value	Description
E_FAIL	Failure - check error parameter.
S_OK	Success
E_INVALIDARG	One or more parameters are invalid.

## 2.5.26.17 IDeckLinkDeckControl::GetTimecodeString method

The **GetTimecodeString** method will return the current timecode in string format.

### Syntax

**HRESULT** GetTimecodeString (string currentTimeCode, BMDDeckControlError \*error);

### Parameters

Name	Direction	Description
currentTimeCode	out	The current timecode in string format.
error	out	The error code sent by the deck - see <b>BMDDeckControlError</b> for details.

### Return Values

Value	Description
E_FAIL	Failure - check error parameter.
S_OK	Success
E_INVALIDARG	One or more parameters are invalid.



## 2.5.26.18 IDeckLinkDeckControl::GetTimecode method

The **GetTimecode** method will return the current timecode in **IDeckLinkTimecode** format.

### Syntax

**HRESULT** GetTimecode (IDeckLinkTimecode currentTimecode, BMDDeckControlError \*error);

### Parameters

Name	Direction	Description
currentTimecode	out	The current timecode in <b>IDeckLinkTimecode</b> format.
error	out	The error code sent by the deck - see <b>BMDDeckControlError</b> for details.

### Return Values

Value	Description
E_FAIL	Failure - check error parameter.
S_OK	Success
E_INVALIDARG	One or more parameters are invalid.

## 2.5.26.19 IDeckLinkDeckControl::GetTimecodeBCD method

The **GetTimecodeBCD** method will return the current timecode in BCD format.

### Syntax

```
HRESULT GetTimecodeBCD (BMDTimecodeBCD *currentTimecode, BMDDeckControlError *error);
```

### Parameters

Name	Direction	Description
currentTimecode	out	The timecode in BCD format.
error	out	The error code sent by the deck - see <b>BMDDeckControlError</b> for details.

### Return Values

Value	Description
E_FAIL	Failure - check error parameter.
S_OK	Success
E_INVALIDARG	One or more parameters are invalid.

## 2.5.26.20 IDeckLinkDeckControl::SetPreroll method

The **SetPreroll** method will set the preroll time period.

### Syntax

**HRESULT** SetPreroll (uint32\_t prerollSeconds);

### Parameters

Name	Direction	Description
prerollSeconds	in	The preroll period in seconds to set.

### Return Values

Value	Description
S_OK	Success

## 2.5.26.21 IDeckLinkDeckControl::GetPreroll method

The **GetPreroll** method will get the preroll period setting.

### Syntax

```
HRESULT GetPreroll (uint32_t *prerollSeconds);
```

### Parameters

Name	Direction	Description
prerollSeconds	out	The current preroll period.

### Return Values

Value	Description
E_FAIL	Failure
S_OK	Success
E_INVALIDARG	The parameter is invalid.

## 2.5.26.22 IDeckLinkDeckControl::SetCaptureOffset method

The capture offset may be used to compensate for a deck specific offset between the inpoint and the time at which the capture starts.

### Syntax

```
HRESULT SetCaptureOffset (int32_t captureOffsetFields);
```

### Parameters

Name	Direction	Description
captureOffsetFields	in	The timecode offset to set in fields.

### Return Values

Value	Description
S_OK	Success

## 2.5.26.23 IDeckLinkDeckControl::GetCaptureOffset method

The **GetCaptureOffset** method will return the current setting of the field accurate capture timecode offset in fields.

### Syntax

**HRESULT** GetCaptureOffset (int32\_t \*captureOffsetFields);

### Parameters

Name	Direction	Description
captureOffsetFields	out	The current timecode offset in fields.

### Return Values

Value	Description
S_OK	Success
E_INVALIDARG	The parameter is invalid.

## 2.5.26.24 IDeckLinkDeckControl::SetExportOffset method

The **SetExportOffset** method will set the current export timecode offset in fields. This method permits fine control of the timecode offset to tailor for the response of an individual deck by adjusting the number of fields prior to the in or out point where an export will begin or end.

### Syntax

```
HRESULT SetExportOffset (int32_t exportOffsetFields);
```

### Parameters

Name	Direction	Description
exportOffsetFields	in	The timecode offset in fields.

### Return Values

Value	Description
S_OK	Success

## SECTION 2 DeckLink API

### 2.5.26.25 IDeckLinkDeckControl::GetExportOffset method

The **GetExportOffset** method will return the current setting of the export offset in fields.

#### Syntax

```
HRESULT GetExportOffset (int32_t * exportOffsetFields);
```

#### Parameters

Name	Direction	Description
exportOffsetFields	out	The current timecode offset in fields.

#### Return Values

Value	Description
S_OK	Success
E_INVALIDARG	The parameter is invalid.



## 2.5.26.26 IDeckLinkDeckControl::GetManualExportOffset method

The **GetManualExportOffset** method will return the manual export offset for the current deck. This is only applicable for manual exports and may be adjusted with the main export offset if required.

### Syntax

```
HRESULT GetManualExportOffset (int32_t * deckManualExportOffsetFields);
```

### Parameters

Name	Direction	Description
deckManualExportOffsetFields	out	The current timecode offset.

### Return Values

Value	Description
S_OK	Success
E_INVALIDARG	The parameter is invalid.

## 2.5.26.27 IDeckLinkDeckControl::StartExport method

The **StartExport** method starts an export to tape operation using the given parameters. Prior to calling this method, the output interface should be set up as normal (refer to the **Playback** and **IDeckLinkOutput** interface sections). **StartScheduledPlayback** should be called in the **bmdDeckControlPrepareForExportEvent** event in **IDeckLinkDeckControlStatusCallback::DeckControlEventReceived** callback. The callback object should be set using **IDeckLinkDeckControl::SetCallback**. A connection to the deck should then be opened using **IDeckLinkDeckControl::Open**. The preroll period can be set using **IDeckLinkDeckControl::SetPreroll** and an offset period set using **IDeckLinkDeckControl::SetExportOffset**.

After **StartExport** is called, the export will commence when the current time code equals the "inTimecode". Scheduled frames are exported until the current timecode equals the "outTimecode". During this period the **IDeckLinkDeckControlStatusCallback** will be called when deck control events occur.

At the completion of the export operation the **bmdDeckControlExportCompleteEvent** in the **IDeckLinkDeckControlStatusCallback::DeckControlEventReceived** will occur several frames from the "outTimecode". Resources may be released at this point or another export may be commenced.

### Syntax

```
HRESULT          StartExport (BMDTimecodeBCD inTimecode, BMDTimecodeBCD outTimecode,
                               BMDDeckControlExportModeOpsFlags exportModeOps, BMDDeckControlError *error);
```

## SECTION 2 DeckLink API

### Parameters

Name	Direction	Description
inTimecode	in	The timecode to start the export sequence.
outTimecode	in	The timecode to stop the export sequence.
exportModeOps	in	The export mode operations - see <b>BMDDeckControlExportModeOpsFlags</b> for details.
error	out	The error code sent by the deck - see <b>BMDDeckControlError</b> for details.

### Return Values

Value	Description
E_FAIL	Failure - check error parameter.
S_OK	Success
E_INVALIDARG	The parameter is invalid.

#### 2.5.26.28 **IDeckLinkDeckControl::StartCapture** method

The **StartCapture** method starts a capture operation using the given parameters. Prior to calling this method, the input interface should be set up as normal (refer to the **Capture** and **IDeckLinkInput** interface sections), **IDeckLinkDeckControl** should be configured (see description below) and a connection to the deck established using **IDeckLinkDeckControl::Open**.

A callback object should be set using **IDeckLinkDeckControl::SetCallback** and an offset period set using **IDeckLinkDeckControl::SetCaptureOffset**.

After **StartCapture** is called, the application must wait until the **bmdDeckControlPrepareForCaptureEvent** event is received via **IDeckLinkDeckControlStatusCallback::DeckControlEventReceived** callback. Reception of that event signals that the serial timecodes attached to the **IDeckLinkVideoFrame** objects (received via **IDeckLinkInputCallback::VideoInputFrameArrived**) can be used to determine if the frame is between the inTimecode and outTimecode timecodes.

The application must take into account that the serial timecode values should be adjusted by the value set using **IDeckLinkDeckControl::SetCaptureOffset**.

During this period **IDeckLinkDeckControlStatusCallback** will be called when deck control events occur.

At the completion of the capture operation the **bmdDeckControlCaptureCompleteEvent** event in the **IDeckLinkDeckControlStatusCallback::DeckControlEventReceived** method will occur several frames from the "outTimecode". Resources may be released at this point. **IDeckLinkDeckControl** will return to VTR control mode.

## SECTION 2 DeckLink API

### Syntax

```
HRESULT StartCapture (boolean useVITC, BMDTimecodeBCD inTimecode, BMDTimecodeBCD outTimecode, BMDDeckControlError *error);
```

### Parameters

Name	Direction	Description
useVITC	in	If true use VITC as the source of timecodes.
inTimecode	in	The timecode to start the capture sequence.
outTimecode	in	The timecode to stop the capture sequence.
error	out	Error code sent by the deck - see <b>BMDDeckControlError</b> for details.

### Return Values

Value	Description
E_FAIL	Failure - check error parameter.
S_OK	Success
E_INVALIDARG	One or more parameters are invalid.

## 2.5.26.29 IDeckLinkDeckControl::GetDeviceID method

The **GetDeviceID** method gets the device ID returned by the deck.

The **IDeckLinkDeckControl** must be in VTR control mode for this command to succeed.

### Syntax

```
HRESULT GetDeviceID (uint16_t *deviceId, BMDDeckControlError *error);
```

### Parameters

Name	Direction	Description
deviceId	out	The code for the device model.
error	out	The error code sent by the deck - see <b>BMDDeckControlError</b> for details.

### Return Values

Value	Description
E_FAIL	Failure - check error parameter.
S_OK	Success
E_INVALIDARG	One or more parameters are invalid.

#### 2.5.26.30 IDeckLinkDeckControl::Abort method

The **Abort** operation is synchronous. Completion is signaled with a **bmdDeckControlAbortedEvent** event.

##### Syntax

**HRESULT** Abort (void);

##### Return Values

Value	Description
E_FAIL	Failure
S_OK	Success

## 2.5.26.31 IDeckLinkDeckControl::CrashRecordStart method

The **CrashRecordStart** method sets the deck to record.

The **IDeckLinkDeckControl** object must be in VTR control mode for this command to succeed.

### Syntax

```
HRESULT CrashRecordStart (BMDDeckControlError *error);
```

### Parameters

Name	Direction	Description
error	out	The error code sent by the deck - see <b>BMDDeckControlError</b> for details.

### Return Values

Value	Description
E_FAIL	Failure - check error parameter.
S_OK	Success
E_INVALIDARG	The parameter is invalid.



## 2.5.26.32 IDeckLinkDeckControl::CrashRecordStop method

The **CrashRecordStop** method stops the deck record operation.

The **IDeckLinkDeckControl** object must be in VTR control mode for this command to succeed.

### Syntax

```
HRESULT CrashRecordStop (BMDDeckControlError *error);
```

### Parameters

Name	Direction	Description
error	out	The error code sent by the deck - see <b>BMDDeckControlError</b> for details.

### Return Values

Value	Description
E_FAIL	Failure - check error parameter.
S_OK	Success
E_INVALIDARG	The parameter is invalid.

## 2.5.26.33 IDeckLinkDeckControl::SetCallback method

The **SetCallback** method installs a callback object to be called when deck control events occur.

### Syntax

```
HRESULT SetCallback (IDeckLinkDeckControlStatusCallback *callback);
```

### Parameters

Name	Direction	Description
callback	in	The callback object implementing the <b>IDeckLinkDeckControlStatusCallback</b> object interface

### Return Values

Value	Description
S_OK	Success

## 2.5.27 IDeckLinkDeckControlStatusCallback Interface

The **IDeckLinkDeckControlStatusCallback** object interface is a callback class which is called when the Deck control status has changed.

An object with the **IDeckLinkDeckControlStatusCallback** object interface may be registered as a callback with the **IDeckLinkDeckControl** interface.

### Related Interfaces

Interface	Interface ID	Description
IDeckLinkDeckControl	IID_IDeckLinkDeckControl	An <b>IDeckLinkDeckControlStatusCallback</b> object interface may be registered with <b>IDeckLinkDeckControl::SetCallback</b>

### Public Member Functions

Method	Description
TimecodeUpdate	Called when there is a change to the timecode.
VTRControlStateChanged	Called when the control state of the deck changes.
DeckControlEventReceived	Called when a deck control event occurs.
DeckControlStatusChanged	Called when deck control status has changed.

## 2.5.27.1 IDeckLinkDeckControlStatusCallback::TimecodeUpdate method

The **TimecodeUpdate** method is called when there is a change to the timecode.

Timecodes may be missed when playing at non 1x speed. This method will not be called during capture, and the serial timecode attached to each frame delivered by the API should be used instead.

### Syntax

```
HRESULT TimecodeUpdate (BMDTimecodeBCD currentTimecode);
```

### Parameters

Name	Direction	Description
currentTimecode	in	The current timecode.

### Return Values

Value	Description
E_FAIL	Failure
S_OK	Success

## 2.5.27.2 IDeckLinkDeckControlStatusCallback::VTRControlStateChanged method

The **VTRControlStateChanged** method is called when there is a change in the deck control state. Refer to **BMDDeckControlVTRControlState** for the possible states. This method is only called while in VTR control mode.

### Syntax

```
HRESULT VTRControlStateChanged (BMDDeckControlVTRControlState newState, BMDDeckControlError error);
```

### Parameters

Name	Direction	Description
newState	in	The new deck control state - see <b>BMDDeckControlVTRControlState</b> for details.
error	in	The deck control error code.

### Return Values

Value	Description
E_FAIL	Failure
S_OK	Success

## 2.5.27.3 IDeckLinkDeckControlStatusCallback::DeckControlEventReceived method

The **DeckControlEventReceived** method is called when a deck control event occurs.

### Syntax

```
HRESULT DeckControlEventReceived (BMDDeckControlEvent event, BMDDeckControlError error);
```

### Parameters

Name	Direction	Description
event	in	The deck control event that has occurred - see <b>BMDDeckControlEvent</b> for details.
error	in	The deck control error that has occurred.

### Return Values

Value	Description
E_FAIL	Failure
S_OK	Success

## 2.5.27.4 IDeckLinkDeckControlStatusCallback::DeckControlStatusChanged method

The **DeckControlStatusChanged** method is called when the deck control status has changed.

### Syntax

**HRESULT** DeckControlStatusChanged (BMDDeckControlStatusFlags flags, uint32\_t mask);

### Parameters

Name	Direction	Description
flags	in	The deck control current status - see <b>BMDDeckControlStatusFlags</b> for details.
mask	in	The deck control status event flag(s) that has changed.

### Return Values

Value	Description
E_FAIL	Failure
S_OK	Success

## 2.5.28 IDeckLinkDiscovery Interface

The **IDeckLinkDiscovery** object interface is used to install or remove the callback for receiving DeckLink device discovery notifications. A reference to an **IDeckLinkDiscovery** object interface may be obtained from **CoCreateInstance** on platforms with native COM support or from **CreateDeckLinkDiscoveryInstance** on other platforms.

### Related Interfaces

Interface	Interface ID	Description
IDeckLinkDeviceNotificationCallback	IID_IIDeckLinkDeviceNotificationCallback	A device notification callback can be installed with <b>IDeckLinkDiscovery::InstallDeviceNotifications</b> or uninstalled with <b>IDeckLinkDiscovery::UninstallDeviceNotifications</b>

### Public Member Functions

Method	Description
InstallDeviceNotifications	Install DeckLink device notifications callback
UninstallDeviceNotifications	Remove DeckLink device notifications callback



## 2.5.28.1 IDeckLinkDiscovery::InstallDeviceNotifications method

The **InstallDeviceNotifications** method installs the **IDeckLinkDeviceNotificationCallback** callback which will be called when a new DeckLink device becomes available.

### Syntax

```
HRESULT InstallDeviceNotifications (IDeckLinkDeviceNotificationCallback* deviceCallback);
```

### Parameters

Name	Direction	Description
deviceCallback	in	Callback object implementing the <b>IDeckLinkDeviceNotificationCallback</b> object interface.

### Return Values

Value	Description
E_INVALIDARG	The parameter variable is NULL
E_FAIL	Failure
S_OK	Success

### 2.5.28.2 IDeckLinkDiscovery:: UninstallDeviceNotifications method

The **UninstallDeviceNotifications** method removes the DeckLink device notifications callback.

When this method returns, it guarantees there are no ongoing callbacks to the **IDeckLinkDeviceNotificationCallback** instance.

#### Syntax

```
HRESULT UninstallDeviceNotifications (void);
```

#### Return Values

Value	Description
E_FAIL	Failure
S_OK	Success

## SECTION 2 DeckLink API

### 2.5.29 IDeckLinkDeviceNotificationCallback

The **IDeckLinkDeviceNotificationCallback** object interface is callback which is called when a DeckLink device arrives or is removed.

Public Member Functions	
Method	Description
DeckLinkDeviceArrived	A DeckLink device has arrived.
DeckLinkDeviceRemoved	A DeckLink device has been removed.

## 2.5.29.1 IDeckLinkDeviceNotificationCallback::DeckLinkDeviceArrived method

The **DeckLinkDeviceArrived** method is called when a new DeckLink device becomes available. This method will be called on an API private thread.

This method is abstract in the base interface and must be implemented by the application developer. The result parameter (required by COM) is ignored by the caller.

### Syntax

```
HRESULT DeckLinkDeviceArrived (IDeckLink* deckLinkDevice);
```

### Parameters

Name	Direction	Description
deckLinkDevice	in	DeckLink device. The <b>IDeckLink</b> reference will be released when the callback returns. To hold on to it beyond the callback, call <b>AddRef</b> . Your application then owns the <b>IDeckLink</b> reference and is responsible for managing the <b>IDeckLink</b> object's lifetime. The reference can be released at any time (including in the <b>DeckLinkDeviceRemoved</b> callback) by calling <b>Release</b> .

### Return Values

Value	Description
E_FAIL	Failure
S_OK	Success

## 2.5.29.2 IDeckLinkDeviceNotificationCallback::DeckLinkDeviceRemoved method

The **DeckLinkDeviceRemoved** method is called when a DeckLink device is disconnected. This method will be called on an API private thread.

This method is abstract in the base interface and must be implemented by the application developer. The result parameter (required by COM) is ignored by the caller.

### Syntax

```
HRESULT DeckLinkDeviceRemoved (IDeckLink* deckLinkDevice);
```

### Parameters

Name	Direction	Description
deckLinkDevice	in	DeckLink device.

### Return Values

Value	Description
E_FAIL	Failure
S_OK	Success

## 2.5.30 IDeckLinkNotification Interface

The **IDeckLinkNotification** object interface is used to install or remove the callback for receiving DeckLink device notifications.

An **IDeckLinkNotification** object interface may be obtained from **IDeckLink** using **QueryInterface**.

### Related Interfaces

Interface	Interface ID	Description
IDeckLink	IID_IDeckLink	An <b>IDeckLinkNotification</b> object interface may be obtained from <b>IDeckLink</b> using <b>QueryInterface</b>
IDeckLinkNotificationCallback	IID_IDeckLinkNotificationCallback	An <b>IDeckLinkNotificationCallback</b> object can be subscribed using <b>IDeckLinkNotification::Subscribe</b> or unsubscribed using <b>IDeckLinkNotification::Unsubscribe</b>

### Public Member Functions

Method	Description
Subscribe	Subscribe a notification. Please see <b>BMDNotifications</b> for more details.
Unsubscribe	Unsubscribe a notification

## 2.5.30.1 IDeckLinkNotification::Subscribe method

The **Subscribe** method registers a callback object for a given topic.

### Syntax

```
HRESULT Subscribe (BMDNotifications topic, IDeckLinkNotificationCallback *theCallback);
```

### Parameters

Name	Direction	Description
topic	in	The notification event type.
theCallback	in	The callback object implementing the <b>IDeckLinkNotificationCallback</b> object interface.

### Return Values

Value	Description
E_INVALIDARG	The callback parameter variable is NULL
E_FAIL	Failure
S_OK	Success

## 2.5.30.2 IDeckLinkNotification::Unsubscribe method

The **Unsubscribe** method removes a notification event type from a callback object.

### Syntax

```
HRESULT Unsubscribe (BMDNotifications topic, IDeckLinkNotificationCallback *theCallback);
```

### Parameters

Name	Direction	Description
topic	in	The notification event type.
theCallback	in	The callback object implementing the <b>IDeckLinkNotificationCallback</b> object interface.

### Return Values

Value	Description
E_INVALIDARG	The callback parameter variable is NULL
E_FAIL	Failure
S_OK	Success



2.5.31

IDeckLinkNotificationCallback Interface

The **IDeckLinkNotificationCallback** object interface is used to notify the application about a subscribed event.

Related Interfaces

Interface	Interface ID	Description
IDeckLinkNotification	IID_ IDeckLinkNotification	An <b>IDeckLinkNotificationCallback</b> object can be subscribed using <b>IDeckLinkNotification::Subscribe</b> An <b>IDeckLinkNotificationCallback</b> object can be unsubscribed using <b>IDeckLinkNotification::Unsubscribe</b>

Public Member Functions	
Method	Description
Notify	Called when a subscribed notification event has occurred.

## 2.5.31.1 IDeckLinkNotificationCallback::Notify method

The **Notify** method is called when subscribed notification occurs.

This method is abstract in the base interface and must be implemented by the application developer.

The result parameter (required by COM) is ignored by the caller.

### Syntax

```
HRESULT Notify (BMDNotifications topic, uint64_t param1, uint64_t param2);
```

### Parameters

Name	Direction	Description
topic	in	The type of notification. Please see <b>BMDNotifications</b> for more details.
param1	in	The first parameter of the notification.
param2	in	The second parameter of the notification.

### Return Values

Value	Description
E_FAIL	Failure
S_OK	Success

## 2.5.32 IDeckLinkEncoderInput Interface

The **IDeckLinkEncoderInput** object interface allows an application to capture an encoded video and audio stream from a DeckLink device.

An **IDeckLinkEncoderInput** interface can be obtained from an **IDeckLink** object interface using **QueryInterface**. If **QueryInterface** for an input interface is called on a device which does not support encoded capture, then **QueryInterface** will fail and return **E\_NOINTERFACE**.

Encoded Video capture operates in a push model with encoded video data delivered to an **IDeckLinkEncoderInputCallback** object interface. Audio capture is optional and can be handled by using the same callback object.

### Related Interfaces

Interface	Interface ID	Description
<b>IDeckLink</b>	<b>IID_IDeckLink</b>	An <b>IDeckLinkEncoderInput</b> object interface may be obtained from <b>IDeckLink</b> using <b>QueryInterface</b>
<b>IDeckLinkDisplayModeIterator</b>	<b>IID_IDeckLinkDisplayModeIterator</b>	<b>IDeckLinkEncoderInput::GetDisplayModelerator</b> returns an <b>IDeckLinkDisplayModelerator</b> object interface
<b>IDeckLinkEncoderInputCallback</b>	<b>IID_IDeckLinkEncoderInputCallback</b>	An <b>IDeckLinkEncoderInputCallback</b> object interface may be registered with <b>IDeckLinkEncoderInput::SetCallback</b>

## SECTION 2 DeckLink API

Public Member Functions	
Method	Description
DoesSupportVideoMode	Check whether a given video mode is supported for input
GetDisplayModelerator	Get an iterator to enumerate the available input display modes
EnableVideoInput	Configure video input
DisableVideoInput	Disable video input
EnableAudioInput	Configure audio input
DisableAudioInput	Disable audio input
StartStreams	Start encoded capture
StopStreams	Stop encoded capture
PauseStreams	Pause encoded capture
FlushStreams	Removes any buffered video and audio frames.
SetCallback	Register input callback
GetHardwareReferenceClock	Get the hardware system clock
SetMemoryAllocator	Register custom memory allocator for encoded video packets
GetAvailableAudioSampleFrameCount	Query audio buffer status – for pull model audio.

## 2.5.32.1 IDeckLinkEncoderInput::DoesSupportVideoMode

The **DoesSupportVideoMode** method indicates whether a given display mode is supported on encoder input.

Modes may be supported, unsupported or supported with conversion.

### Syntax

```
HRESULT DoesSupportVideoMode (BMDDisplayMode displayMode, BMDPixelFormat pixelFormat,
BMDVideoInputFlags flags, BMDDisplayModeSupport *result, IDeckLinkDisplayMode
**resultDisplayMode);
```

### Parameters

Name	Direction	Description
displayMode	in	Display mode to check
pixelFormat	in	Pixel format to check
flags	in	Video input flags (see <b>BMDVideoInputFlags</b> for details).
result	out	Video output mode supported result.
resultDisplayMode	out	If this parameter is not NULL, an <b>IDeckLinkDisplayMode</b> object representing the given displayMode is returned.

### Return Values

Value	Description
E_FAIL	Failure
S_OK	Success

## 2.5.32.2 IDeckLinkEncoderInput::GetDisplayModeIterator

The **GetDisplayModeIterator** method returns an iterator which enumerates the available display modes.

### Syntax

**HRESULT** GetDisplayModeIterator (IDeckLinkDisplayModeIterator \*\*iterator);

### Parameters

Name	Direction	Description
iterator	out	display mode iterator

### Return Values

Value	Description
E_FAIL	Failure
S_OK	Success

## 2.5.32.3 IDeckLinkEncoderInput::EnableVideoInput

The **EnableVideoInput** method configures video input and puts the hardware into encoded video capture mode. Video input (and optionally audio input) is started by calling **StartStreams**.

### Syntax

```
HRESULT EnableVideoInput (BMDDisplayMode displayMode, BMDPixelFormat pixelFormat,
                           BMDVideoInputFlags flags);
```

### Parameters

Name	Direction	Description
displayMode	in	Video mode to capture
pixelFormat	in	Encoded pixel format to capture
flags	in	Capture flags

### Return Values

Value	Description
E_FAIL	Failure
S_OK	Success
E_INVALIDARG	Is returned on invalid mode or video flags
E_ACCESSDENIED	Unable to access the hardware or input stream currently active
E_OUTOFMEMORY	Unable to create a new frame

#### 2.5.32.4 **IDeckLinkEncoderInput::DisableVideoInput**

The **DisableVideoInput** method disables the hardware video capture mode.

##### **Syntax**

```
HRESULT DisableVideoInput ();
```

##### **Parameters**

none.

##### **Return Values**

Value	Description
E_FAIL	Failure
S_OK	Success



## 2.5.32.5 IDeckLinkEncoderInput::EnableAudioInput

The **EnableAudioInput** method configures audio input and puts the hardware into audio capture mode. Encoded audio and video input is started by calling **StartStreams**.

### Syntax

```
HRESULT EnableAudioInput (BMDAudioFormat audioFormat, BMDAudioSampleRate sampleRate, BMDAudioSampleType sampleType, uint32_t channelCount);
```

### Parameters

Name	Direction	Description
audioFormat	in	Audio format to encode.
sampleRate	in	Sample rate to capture
sampleType	in	Sample type to capture
channelCount	in	Number of audio channels to capture – only 2, 8 or 16 channel capture is supported.

### Return Values

Value	Description
E_FAIL	Failure
E_INVALIDARG	Invalid audio format or number of channels requested
E_ACCESSDENIED	Unable to access the hardware or input stream currently active
S_OK	Success

#### 2.5.32.6 **IDeckLinkEncoderInput::DisableAudioInput**

The **DisableAudioInput** method disables the hardware audio capture mode.

##### **Syntax**

```
HRESULT DisableAudioInput ();
```

##### **Parameters**

none.

##### **Return Values**

Value	Description
E_FAIL	Failure
S_OK	Success

## 2.5.32.7 IDeckLinkEncoderInput::StartStreams

The **StartStreams** method starts encoded video and audio capture as configured with **EnableVideoInput** and optionally **EnableAudioInput**.

### Syntax

```
HRESULT StartStreams ();
```

### Parameters

none.

### Return Values

Value	Description
E_FAIL	Failure
S_OK	Success
E_ACCESSDENIED	Input stream is already running.
E_UNEXPECTED	Video and Audio inputs are not enabled.

### 2.5.32.8 IDeckLinkEncoderInput::StopStreams

The **StopStreams** method stops encoded video and audio capture.

#### Syntax

```
HRESULT StopStreams ();
```

#### Parameters

none.

#### Return Values

Value	Description
E_ACCESSDENIED	Input stream already stopped.
S_OK	Success

### 2.5.32.9 IDeckLinkEncoderInput::PauseStreams

The **PauseStreams** method pauses encoded video and audio capture. Capture time continues while the streams are paused but no video or audio will be captured. Paused capture may be resumed by calling **PauseStreams** again. Capture may also be resumed by calling **StartStreams** but capture time will be reset.

#### Syntax

```
HRESULT PauseStreams ();
```

#### Parameters

none.

#### Return Values

Value	Description
E_FAIL	Failure
S_OK	Success

#### 2.5.32.10 IDeckLinkEncoderInput::FlushStreams

The **FlushStreams** method removes any buffered video packets and audio frames.

##### Syntax

```
HRESULT FlushStreams ();
```

##### Parameters

none.

##### Return Values

Value	Description
E_FAIL	Failure
S_OK	Success

## 2.5.32.11 IDeckLinkEncoderInput::SetCallback

The **SetCallback** method configures a callback which will be called as new encoded video, and audio packets become available. Encoder capture is started with **StartStreams**, stopped with **StopStreams** and may be paused with **PauseStreams**.

### Syntax

```
HRESULT SetCallback (IDeckLinkEncoderInputCallback *theCallback);
```

### Parameters

Name	Direction	Description
theCallback	in	Callback object implementing the <b>IDeckLinkEncoderInputCallback</b> object interface

### Return Values

Value	Description
E_FAIL	Failure
S_OK	Success

## 2.5.32.12 IDeckLinkEncoderInput::GetHardwareReferenceClock

The **GetHardwareReferenceClock** method returns a clock that is locked to the system clock. The absolute values returned by this method are meaningless, however the relative differences between subsequent calls can be used to determine elapsed time. This method can be called while video input is enabled (see **IDeckLinkEncoderInput::EnableVideoInput** for details).

### Syntax

```
HRESULT GetHardwareReferenceClock (BMDTimeScale desiredTimeScale, BMDTimeValue *hardwareTime,
BMDTimeValue *timeInFrame, BMDTimeValue *ticksPerFrame);
```

### Parameters

Name	Direction	Description
desiredTimeScale	in	Desired time scale
hardwareTime	out	Hardware reference time (in units of desiredTimeScale)
timeInFrame	out	Time in frame (in units of desiredTimeScale)
ticksPerFrame	out	Number of ticks for a frame (in units of desiredTimeScale)

### Return Values

Value	Description
E_FAIL	Failure
S_OK	Success



## 2.5.32.13 IDeckLinkEncoderInput::SetMemoryAllocator

The **SetMemoryAllocator** method sets a custom memory allocator for encoded video packet allocations during capture. Use of a custom memory allocator is optional.

### Syntax

```
HRESULT SetMemoryAllocator (IDeckLinkMemoryAllocator *theAllocator);
```

### Parameters

Name	Direction	Description
theAllocator	in	Allocator object with an <b>IDeckLinkMemoryAllocator</b> interface

### Return Values

Value	Description
E_FAIL	Failure
S_OK	Success

## 2.5.32.14 IDeckLinkEncoderInput::GetAvailableAudioSampleFrameCount

The **GetAvailableAudioSampleFrameCount** method returns the number of audio sample frames currently buffered. Use of this method is only required when using pull model audio – the same audio data is made available via **IDeckLinkEncoderInputCallback** and may be ignored.

### Syntax

**HRESULT** GetAvailableAudioSampleFrameCount (uint32\_t \*availableSampleFrameCount);

### Parameters

Name	Direction	Description
availableSampleFrameCount	out	The number of buffered audio frames currently available.

### Return Values

Value	Description
E_FAIL	Failure
S_OK	Success

## 2.5.33 IDeckLinkEncoderInputCallback Interface

The **IDeckLinkEncoderInputCallback** object interface is a callback class which is called to provide encoded video packets and audio data during an encoded capture operation.

### Related Interfaces

Interface	Interface ID	Description
IDeckLinkEncoderInput	IID_IDeckLinkEncoderInput	An <b>IDeckLinkEncoderInputCallback</b> object interface may be registered with <b>IDeckLinkEncoderInput::SetCallback</b>
IDeckLinkEncoderVideoPacket	IID_IDeckLinkEncoderVideoPacket	An <b>IDeckLinkEncoderVideoPacket</b> object interface is passed to <b>IDeckLinkEncoderInputCallback::VideoPacketArrived</b>
IDeckLinkEncoderAudioPacket	IID_IDeckLinkEncoderAudioPacket	An <b>IDeckLinkEncoderAudioPacket</b> object interface is passed to <b>IDeckLinkEncoderInputCallback::AudioPacketArrived</b>

### Public Member Functions

Method	Description
VideoInputSignalChanged	Called when a video input signal change is detected
VideoPacketArrived	Called when new video data is available
AudioPacketArrived	Called when new audio data is available

## 2.5.33.1 IDeckLinkEncoderInputCallback::VideoInputSignalChanged method

The VideoInputSignalChanged method is called when a video signal change has been detected by the hardware.

To enable this feature, the **bmdVideoInputEnableFormatDetection** flag must be set when calling **IDeckLinkEncoderInput::EnableVideoInput()**.

### Syntax

```
HRESULT VideoInputSignalChanged (BMDVideoInputFormatChangedEvents notificationEvents,
                                IDeckLinkDisplayMode *newDisplayMode, BMDDetectedVideoInputFormatFlags detectedSignalFlags);
```

### Parameters

Name	Direction	Description
notificationEvents	in	The notification events
newDisplayMode	in	The new display mode.
detectedSignalFlags	in	The detected signal flags.

### Return Values

Value	Description
E_FAIL	Failure
S_OK	Success

## 2.5.33.2 IDeckLinkEncoderInputCallback::VideoPacketArrived

The **VideoPacketArrived** method is called when an encoded packet has arrived. The method is abstract in the base interface and must be implemented by the application developer. The result parameter (required by COM) is ignored by the caller.

When encoded capture is started using **bmdFormatH265**, this callback is used to deliver VCL and non-VCL NAL units.

### Syntax

**HRESULT** VideoPacketArrived (IDeckLinkEncoderVideoPacket\* videoPacket);

### Parameters

Name	Direction	Description
videoPacket	in	The encoded packet that has arrived. The packet is only valid for the duration of the callback. To hold on to the packet beyond the callback call <b>AddRef</b> , and to release the packet when it is no longer required call <b>Release</b> .

### Return Values

Value	Description
E_FAIL	Failure
S_OK	Success

## 2.5.33.3 IDeckLinkEncoderInputCallback::AudioPacketArrived

The **AudioPacketArrived** method is called when audio capture is enabled with **IDeckLinkEncoderInput::EnableAudioInput**, and an audio packet has arrived. The method is abstract in the base interface and must be implemented by the application developer.

The result parameter (required by COM) is ignored by the caller.

### Syntax

```
HRESULT AudioPacketArrived (IDeckLinkEncoderAudioPacket* audioPacket);
```

### Parameters

Name	Direction	Description
audioPacket	in	The audio packet that has arrived. The audio packet is only valid for the duration of the callback. To hold on to the audio packet beyond the callback call <b>AddRef</b> , and to release the audio packet when it is no longer required call <b>Release</b> .

### Return Values

Value	Description
E_FAIL	Failure
S_OK	Success

## 2.5.34 IDeckLinkEncoderPacket Interface

The **IDeckLinkEncoderPacket** object interface represents an encoded data packet.

The **GetSize** method may be used to determine the size of the encoded packet.

### Related Interfaces

Interface	Interface ID	Description
IDeckLinkEncoderVideoPacket	IID_IDeckLinkEncoderVideoPacket	IDeckLinkEncoderVideoPacket subclasses IDeckLinkEncoderPacket
IDeckLinkEncoderAudioPacket	IID_IDeckLinkEncoderAudioPacket	IDeckLinkEncoderAudioPacket subclasses IDeckLinkEncoderPacket

### Public Member Functions

Method	Description
GetBytes	Get pointer to encoded packet data
GetSize	Get size of encoded packet data
GetStreamTime	Get video packet timing information
GetPacketType	Get video packet type

## 2.5.34.1 IDeckLinkEncoderPacket::GetBytes method

The **GetBytes** method allows direct access to the data buffer of an encoded packet.

### Syntax

**HRESULT** GetBytes (void \*\*buffer);

### Parameters

Name	Direction	Description
buffer	out	Pointer to raw encoded buffer – only valid while object remains valid.

### Return Values

Value	Description
E_FAIL	Failure
S_OK	Success



## SECTION 2 DeckLink API

### 2.5.34.2 IDeckLinkEncoderPacket::GetSize method

The **GetSize** method returns the number of bytes in the encoded packet.

#### Syntax

```
long GetSize ();
```

#### Return Values

Value	Description
BytesCount	Number of bytes in the encoded packet buffer

## 2.5.34.3 IDeckLinkEncoderPacket::GetStreamTime method

The **GetStreamTime** method returns the time of an encoded video packet for a given timescale.

### Syntax

```
HRESULT GetStreamTime (BMDTimeValue *frameTime, BMDTimeScale timeScale);
```

### Parameters

Name	Direction	Description
frameTime	out	Frame time (in units of timeScale)
timeScale	in	Time scale for output parameters

### Return Values

Value	Description
E_FAIL	Failure
S_OK	Success

## SECTION 2 DeckLink API

### 2.5.34.4 IDeckLinkEncoderPacket::GetPacketType method

The **GetPacketType** method returns the packet type of the encoded packet.

#### Syntax

```
BMDPacketType GetPacketType ();
```

#### Return Values

Value	Description
PacketType	Packet type of encoded packet ( <b>BMDPacketType</b> )

## 2.5.35 IDeckLinkEncoderVideoPacket Interface

The **IDeckLinkEncoderVideoPacket** object interface represents an encoded video packet which has been captured by an **IDeckLinkEncoderInput** object interface. **IDeckLinkEncoderVideoPacket** is a subclass of **IDeckLinkEncoderPacket** and inherits all its methods.

The data in the encoded packet is encoded according to the pixel format returned by **GetPixelFormat** – see **BMDPixelFormat** for details.

Objects with an **IDeckLinkEncoderPacket** interface are passed to the **IDeckLinkEncoderInputCallback::VideoPacketArrived** callback.

### Related Interfaces

Interface	Interface ID	Description
<b>IDeckLinkEncoderInput</b>	<b>IID_IDeckLinkEncoderInput</b>	Encoded input packets are passed to <b>IDeckLinkEncoderInputCallback::VideoPacketArrived</b> by the <b>IDeckLinkEncoderInput</b> interface
<b>IDeckLinkEncoderPacket</b>	<b>IID_IDeckLinkEncoderPacket</b>	<b>IDeckLinkEncoderVideoPacket</b> subclasses <b>IDeckLinkEncoderPacket</b>
<b>IDeckLinkH265NALPacket</b>	<b>IID_IDeckLinkH265NALPacket</b>	<b>IDeckLinkH265NALPacket</b> is available from <b>IDeckLinkEncoderVideoPacket</b> via <b>QueryInterface</b>

### Public Member Functions

Method	Description
<b>GetPixelFormat</b>	Get pixel format for video packet
<b>GetHardwareReferenceTimestamp</b>	Get hardware reference timestamp
<b>GetTimecode</b>	Gets timecode information

#### 2.5.35.1 **IDeckLinkEncoderVideoPacket::GetPixelFormat** method

The **GetPixelFormat** method returns the pixel format of the encoded packet.

##### **Syntax**

```
BMDPixelFormat GetPixelFormat ();
```

##### **Return Values**

Value	Description
PixelFormat	Pixel format of encoded packet ( <b>BMDPixelFormat</b> )

## 2.5.35.2 IDeckLinkEncoderVideoPacket::GetHardwareReferenceTimestamp method

The **GetHardwareReferenceTimestamp** method returns frame time and frame duration for a given timescale.

### Syntax

```
HRESULT GetHardwareReferenceTimestamp (BMDTimeScale timeScale, BMDTimeValue *frameTime, BMDTimeValue *frameDuration);
```

### Parameters

Name	Direction	Description
timeScale	in	The time scale - see <b>BMDTimeScale</b> for details.
frameTime	out	The frame time - see <b>BMDTimeValue</b> for details.
frameDuration	out	The frame duration - see <b>BMDTimeValue</b> for details.

### Return Values

Value	Description
E_INVALIDARG	Timescale is not set
S_OK	Success

## 2.5.35.3 IDeckLinkEncoderVideoPacket::GetTimecode method

The **GetTimecode** method returns the value specified in the ancillary data for the specified timecode type. If the specified timecode type is not found or is invalid, **GetTimecode** returns **S\_FALSE**.

### Syntax

```
HRESULT GetTimecode (BMDTimecodeFormat format, IDeckLinkTimecode **timecode);
```

### Parameters

Name	Direction	Description
format	in	<b>BMDTimecodeFormat</b> to query
timecode	out	New <b>IDeckLinkTimecode</b> object interface containing the requested timecode or NULL if requested timecode is not available.

### Return Values

Value	Description
E_FAIL	Failure
S_OK	Success
E_ACCESSDENIED	An invalid or unsupported timecode format was requested.
S_FALSE	The requested timecode format was not present or valid in the ancillary data.

## 2.5.36 IDeckLinkEncoderAudioPacket Interface

The **IDeckLinkEncoderAudioPacket** object interface represents an encoded audio packet which has been captured by an **IDeckLinkEncoderInput** object interface. **IDeckLinkEncoderAudioPacket** is a subclass of **IDeckLinkEncoderPacket** and inherits all its methods.

The data in the encoded packet is encoded according to the audio format returned by **GetAudioFormat** - see **BMDAudioFormat** for details.

Objects with an **IDeckLinkEncoderAudioPacket** interface are passed to the **IDeckLinkEncoderInputCallback::VideoEncoderAudioPacketArrived** callback.

### Related Interfaces

Interface	Interface ID	Description
<b>IDeckLinkEncoderInput</b>	<b>IID_IDeckLinkEncoderInput</b>	Encoded audio packets are passed to <b>IDeckLinkEncoderInputCallback::AudioPacketArrived</b> by the <b>IDeckLinkEncoderInput</b> interface
<b>IDeckLinkEncoderPacket</b>	<b>IID_IDeckLinkEncoderPacket</b>	<b>IDeckLinkEncoderAudioPacket</b> subclasses <b>IDeckLinkEncoderPacket</b>

### Public Member Functions

Method	Description
<b>GetAudioFormat</b>	Get audio format for packet



#### 2.5.36.1 **IDeckLinkEncoderAudioPacket::GetAudioFormat** method

The **GetAudioFormat** method returns the audio format of the encoded packet

##### **Syntax**

```
BMDAudioFormat GetAudioFormat ();
```

##### **Return Values**

Value	Description
AudioFormat	Audio format of encoded packet ( <b>BMDAudioFormat</b> )

## 2.5.37 IDeckLinkH265NALPacket Interface

The **IDeckLinkH265NALPacket** object interface represents a H.265 encoded packet which has been captured by an **IDeckLinkEncoderVideoPacket** object interface. An **IDeckLinkH265NALPacket** instance can be obtained from **IDeckLinkEncoderVideoPacket** via **QueryInterface** when the captured pixel format is **bmdFormatH265**, otherwise QueryInterface will fail and return E\_NOINTERFACE.

### Related Interfaces

Interface	Interface ID	Description
IDeckLinkEncoderVideoPacket	IID_IDeckLinkEncoderVideoPacket	<b>IDeckLinkH265NALPacket</b> is available from <b>IDeckLinkEncoderVideoPacket</b> via QueryInterface

### Public Member Functions

Method	Description
GetUnitType	The H.265 NAL unit type
GetBytesNoPrefix	The H.265 encoded buffer without the NAL start code prefix.
GetSizeNoPrefix	The size of the encoded buffer without the NAL start code prefix.

## 2.5.37.1 IDeckLinkH265NALPacket::GetUnitType method

The **GetUnitType** method returns the H.265 NAL packet unit type.

### Syntax

```
HRESULT GetUnitType (uint8_t *unitType);
```

### Parameters

Name	Direction	Description
unitType	out	H.265 NAL unit type

### Return Values

Value	Description
E_INVALIDARG	If unitType is not provided
S_OK	Success

## 2.5.37.2 IDeckLinkH265NALPacket::GetBytesNoPrefix method

The **GetBytesNoPrefix** method allows direct access to the data buffer of an encoded packet without the NAL start code prefix.

### Syntax

**HRESULT** GetBytesNoPrefix (void \*\*buffer);

### Parameters

Name	Direction	Description
buffer	out	Pointer to raw encoded buffer without start code prefix – only valid while object remains valid.

### Return Values

Value	Description
S_OK	Success

### 2.5.37.3 **IDeckLinkH265NALPacket::GetSizeNoPrefix** method

The **GetSizeNoPrefix** method returns the number of bytes in the encoded packet without the NAL start code prefix.

#### **Syntax**

```
long GetSizeNoPrefix ();
```

#### **Return Values**

Value	Description
BytesCount	Number of bytes in the encoded packet buffer without the start code prefix

## 2.5.38 IIDeckLinkEncoderConfiguration Interface

The **IDeckLinkEncoderConfiguration** object interface allows querying and modification of DeckLink encoder configuration parameters.

An **IDeckLinkEncoderConfiguration** object interface can be obtained from the **IDeckLinkEncoderInput** interface using QueryInterface.

### Related Interfaces

Interface	Interface ID	Description
IDeckLinkEncoderInput	IID_IDeckLinkEncoderInput	DeckLink encoder input interface

### Public Member Functions

Method	Description
SetFlag	Sets a boolean value into the configuration setting associated with the given <b>BMDDeckLinkEncoderConfigurationID</b> .
GetFlag	Gets the current boolean value of a setting associated with the given <b>BMDDeckLinkEncoderConfigurationID</b> .
SetInt	Sets the current int64_t value into the configuration setting associated with the given <b>BMDDeckLinkEncoderConfigurationID</b> .
GetInt	Gets the current int64_t value of a setting associated with the given <b>BMDDeckLinkEncoderConfigurationID</b> .
SetFloat	Sets the current double value into the configuration setting associated with the given <b>BMDDeckLinkEncoderConfigurationID</b> .
GetFloat	Gets the current double value of a setting associated with the given <b>BMDDeckLinkEncoderConfigurationID</b> .
SetString	Sets the current string value into the configuration setting with the given <b>BMDDeckLinkEncoderConfigurationID</b> .
GetString	Gets the current string value of a setting associated with the given <b>BMDDeckLinkEncoderConfigurationID</b> .
GetDecoderConfigurationInfo	Retrieve a buffer with decoder configuration information.

## 2.5.38.1 IDeckLinkEncoderConfiguration::SetFlag method

The **SetFlag** method sets a boolean value into the configuration setting associated with the given **BMDDeckLinkEncoderConfigurationID**.

### Syntax

**HRESULT** SetFlag (BMDDeckLinkEncoderConfigurationID cfgID, bool value);

### Parameters

Name	Direction	Description
cfgID	in	The ID of the configuration setting.
value	in	The boolean value to set into the selected configuration setting.

### Return Values

Value	Description
E_FAIL	Failure
S_OK	Success
E_INVALIDARG	There is no flag type configuration setting for this operation corresponding to the given <b>BMDDeckLinkEncoderConfigurationID</b> .

## 2.5.38.2 IDeckLinkEncoderConfiguration::GetFlag method

The **GetFlag** method gets the current boolean value of a configuration setting associated with the given **BMDDeckLinkEncoderConfigurationID**.

### Syntax

**HRESULT** GetFlag (BMDDeckLinkEncoderConfigurationID cfgID, bool \*value);

### Parameters

Name	Direction	Description
cfgID	in	The ID of the configuration setting.
value	out	The boolean value that is set in the selected configuration setting.

### Return Values

Value	Description
E_FAIL	Failure
S_OK	Success
E_INVALIDARG	There is no flag type configuration setting for this operation corresponding to the given <b>BMDDeckLinkEncoderConfigurationID</b> .



## 2.5.38.3 IDeckLinkEncoderConfiguration::SetInt method

The **SetInt** method sets the current int64\_t value of a configuration setting associated with the given **BMDDeckLinkEncoderConfigurationID**.

### Syntax

**HRESULT** SetInt (BMDDeckLinkEncoderConfigurationID cfgID, int64\_t value);

### Parameters

Name	Direction	Description
cfgID	in	The ID of the configuration setting.
value	in	The integer value to set into the selected configuration setting.

### Return Values

Value	Description
E_FAIL	Failure
S_OK	Success
E_INVALIDARG	There is no integer type configuration setting for this operation corresponding to the given <b>IDeckLinkEncoderConfiguration</b> .

## 2.5.38.4 IDeckLinkEncoderConfiguration::GetInt method

The **GetInt** method gets the current int64\_t value of a configuration setting associated with the given **BMDDeckLinkEncoderConfigurationID**.

### Syntax

**HRESULT** GetInt (BMDDeckLinkEncoderConfigurationID cfgID, int64\_t \*value);

### Parameters

Name	Direction	Description
cfgID	in	The ID of the configuration setting.
value	out	The integer value that is set in the selected configuration setting.

### Return Values

Value	Description
E_FAIL	Failure
S_OK	Success
E_INVALIDARG	There is no integer type configuration setting for this operation corresponding to the given <b>BMDDeckLinkEncoderConfigurationID</b> .

## 2.5.38.5 IDeckLinkEncoderConfiguration::SetFloat method

The **SetFloat** method sets the current double value of a configuration setting associated with the given **BMDDeckLinkEncoderConfigurationID**.

### Syntax

**HRESULT** SetFloat (BMDDeckLinkEncoderConfigurationID cfgID, double value);

### Parameters

Name	Direction	Description
cfgID	in	The ID of the configuration setting.
value	in	The double value to set into the selected configuration setting.

### Return Values

Value	Description
E_FAIL	Failure
S_OK	Success
E_INVALIDARG	There is no float type configuration setting for this operation corresponding to the given <b>BMDDeckLinkEncoderConfigurationID</b> .

## 2.5.38.6 IDeckLinkEncoderConfiguration::GetFloat method

The **GetFloat** method gets the current double value of a configuration setting associated with the given **BMDDeckLinkEncoderConfigurationID**.

### Syntax

**HRESULT** GetFloat (BMDDeckLinkEncoderConfigurationID cfgID, double \*value);

### Parameters

Name	Direction	Description
cfgID	in	The ID of the configuration setting.
value	out	The double value that is set in the selected configuration setting.

### Return Values

Value	Description
E_FAIL	Failure
S_OK	Success
E_INVALIDARG	There is no float type configuration setting for this operation corresponding to the given <b>BMDDeckLinkEncoderConfigurationID</b> .

## 2.5.38.7 IDeckLinkEncoderConfiguration::SetString method

The **SetString** method sets the current string value of a configuration setting associated with the given **BMDDeckLinkEncoderConfigurationID**.

### Syntax

**HRESULT** SetString (BMDDeckLinkEncoderConfigurationID cfgID, string value);

### Parameters

Name	Direction	Description
cfgID	in	The ID of the configuration setting.
value	in	The string to set into the selected configuration setting.

### Return Values

Value	Description
E_FAIL	Failure
S_OK	Success
E_INVALIDARG	There is no string type configuration setting for this operation corresponding to the given <b>BMDDeckLinkEncoderConfigurationID</b> .

## 2.5.38.8 IDeckLinkEncoderConfiguration::GetString method

The **GetString** method gets the current string value of a configuration setting associated with the given **BMDDeckLinkEncoderConfigurationID**.

### Syntax

**HRESULT** GetString (BMDDeckLinkEncoderConfigurationID cfgID, string \*value);

### Parameters

Name	Direction	Description
cfgID	in	The ID of the configuration setting.
value	out	The string set in the selected configuration setting. This allocated string must be freed by the caller when no longer required.

### Return Values

Value	Description
E_FAIL	Failure
S_OK	Success
E_INVALIDARG	There is no string type configuration setting for this operation corresponding to the given <b>BMDDeckLinkEncoderConfigurationID</b> .

## 2.5.38.9 IDeckLinkEncoderConfiguration::GetBytes method

The **GetBytes** method gets the encoder configuration data in a format represented by the given **BMDDeckLinkEncoderConfigurationID**. To determine the size of the buffer required, call **GetBytes** by initially passing **buffer** as NULL. **GetBytes** will return S\_OK and **bufferSize** will be updated to the required size.

### Syntax

**HRESULT** GetBytes (BMDDeckLinkEncoderConfigurationID cfgID, void \*buffer, uint32\_t \*bufferSize);

### Parameters

Name	Direction	Description
cfgID	in	The ID of the configuration data format.
buffer	out	The buffer in which to return the configuration data, or NULL to determine the required buffer size.
bufferSize	in, out	The size of the provided buffer. Will be updated to the number of bytes returned.

### Return Values

Value	Description
E_FAIL	Failure
S_OK	Success
E_INVALIDARG	There is no encoder configuration data format corresponding to the given <b>BMDDeckLinkEncoderConfigurationID</b> .
E_OUTOFMEMORY	The provided buffer is too small.

## 2.5.39 IDeckLinkStatus Interface

The **IDeckLinkStatus** object interface allows querying of status information associated with a DeckLink device.

The DeckLink Status ID section lists the status information and associated identifiers that can be queried using this object interface. An **IDeckLinkStatus** object interface can be obtained from an **IDeckLink** object interface using **QueryInterface**.

An application may be notified of changes to status information by subscribing to the **bmdStatusChanged** topic using the **IDeckLinkNotification** interface. See **BMDNotifications** for more information.

For an example demonstrating how status information can be queried and monitored, please see the StatusMonitor sample in the DeckLink SDK.

### Related Interfaces

Interface	Interface ID	Description
IDeckLink	IID_IDeckLink	An <b>IDeckLinkStatus</b> object interface may be obtained from <b>IDeckLink</b> using <b>QueryInterface</b>

### Public Member Functions

Method	Description
GetFlag	Gets the current boolean value of a status associated with the given <b>BMDDeckLinkStatusID</b> .
GetInt	Gets the current int64_t value of a status associated with the given <b>BMDDeckLinkStatusID</b> .
GetFloat	Gets the current double value of a status associated with the given <b>BMDDeckLinkStatusID</b> .
GetString	Gets the current string value of a status associated with the given <b>BMDDeckLinkStatusID</b> .
GetBytes	Gets the current byte array value of a status associated with the given <b>BMDDeckLinkStatusID</b> .



## 2.5.39.1 IDeckLinkStatus::GetFlag method

The **GetFlag** method gets the current boolean value of a status associated with the given **BMDDeckLinkStatusID**.

### Syntax

```
HRESULT GetFlag (BMDDeckLinkStatusID statusID, bool *value);
```

### Parameters

Name	Direction	Description
statusID	in	The <b>BMDDeckLinkStatusID</b> of the status information item.
value	out	The boolean value corresponding to the statusID.

### Return Values

Value	Description
E_FAIL	Failure
S_OK	Success
E_INVALIDARG	There is no flag type status corresponding to the given <b>BMDDeckLinkStatusID</b> .
E_NOTIMPL	The request is correct however it is not supported by the DeckLink hardware.

## 2.5.39.2 IDeckLinkStatus::GetInt method

The **GetInt** method gets the current int64\_t value of a status associated with the given **BMDDeckLinkStatusID**.

### Syntax

```
HRESULT GetInt (BMDDeckLinkStatusID statusID, int64_t *value);
```

### Parameters

Name	Direction	Description
statusID	in	The <b>BMDDeckLinkStatusID</b> of the status information item.
value	out	The integer value corresponding to the statusID.

### Return Values

Value	Description
E_FAIL	Failure
S_OK	Success
E_INVALIDARG	There is no integer type status corresponding to the given <b>BMDDeckLinkStatusID</b> .
E_NOTIMPL	The request is correct however it is not supported by the DeckLink hardware.

## 2.5.39.3 IDeckLinkStatus::GetFloat method

The **GetFloat** method gets the current double value of a status associated with the given **BMDDeckLinkStatusID**.

### Syntax

```
HRESULT GetFloat (BMDDeckLinkStatusID statusID, double *value);
```

### Parameters

Name	Direction	Description
statusID	in	The <b>BMDDeckLinkStatusID</b> of the status information item.
value	out	The double value corresponding to the statusID.

### Return Values

Value	Description
E_FAIL	Failure
S_OK	Success
E_INVALIDARG	There is no float type status corresponding to the given <b>BMDDeckLinkStatusID</b> .
E_NOTIMPL	The request is correct however it is not supported by the DeckLink hardware.

## 2.5.39.4 IDeckLinkStatus::GetString method

The **GetString** method gets the current string value of a status associated with the given **BMDDeckLinkStatusID**.

### Syntax

```
HRESULT GetString (BMDDeckLinkStatusID statusID, string *value);
```

### Parameters

Name	Direction	Description
statusID	in	The <b>BMDDeckLinkStatusID</b> of the status information item.
value	out	The string value corresponding to the statusID. This allocated string must be freed by the caller when no longer required.

### Return Values

Value	Description
E_FAIL	Failure
S_OK	Success
E_INVALIDARG	There is no string type status corresponding to the given <b>BMDDeckLinkStatusID</b> .
E_NOTIMPL	The request is correct however it is not supported by the DeckLink hardware.

## 2.5.39.5 IDeckLinkStatus::GetBytes method

The **GetBytes** method gets the current byte array value of a status associated with the given **BMDDeckLinkStatusID**.

Note: If the size of the buffer is not sufficient, bufferSize will be updated to the required buffer size.

### Syntax

```
HRESULT GetBytes (BMDDeckLinkStatusID statusID, void *buffer, uint32_t *bufferSize);
```

### Parameters

Name	Direction	Description
statusID	in	The <b>BMDDeckLinkStatusID</b> of the status information item.
buffer	out	The buffer in which to return the status data.
bufferSize	in, out	The size of the provided buffer. Will be updated to the number of bytes returned.

### Return Values

Value	Description
E_FAIL	Failure
S_OK	Success
E_INVALIDARG	There is no byte array type status corresponding to the given <b>BMDDeckLinkStatusID</b> .
E_OUTOFMEMORY	The provided buffer is too small. <b>bufferSize</b> is updated to the required size.

2.5.40 IDeckLinkVideoFrameMetadataExtensions Interface

The **IDeckLinkVideoFrameMetadataExtensions** object interface allows querying of frame metadata associated with an **IDeckLinkVideoFrame**.

An **IDeckLinkVideoFrameMetadataExtensions** object interface may be obtained from an **IDeckLinkVideoFrame** object interface using **QueryInterface** if the **IDeckLinkVideoFrame** implements this optional interface.

An **IDeckLinkVideoFrame** object interface with the **bmdFrameContainsHDRMetadata** flag may use this interface to query the HDR metadata parameters associated with the video frame.

Related Interfaces

Interface	Interface ID	Description
IDeckLinkVideoFrame	IID_IDeckLinkVideoFrame	An <b>IDeckLinkVideoFrameMetadataExtensions</b> object interface may be obtained from <b>IDeckLinkVideoFrame</b> using <b>QueryInterface</b>

Public Member Functions	
Method	Description
GetInt	Gets the current int64_t value of a metadata item associated with the given <b>BMDDeckLinkFrameMetadataID</b> .
GetFloat	Gets the current double value of a metadata item associated with the given <b>BMDDeckLinkFrameMetadataID</b> .
GetFlag	Gets the current boolean value of a metadata item associated with the given <b>BMDDeckLinkFrameMetadataID</b> .
GetString	Gets the current string value of a metadata item associated with the given <b>BMDDeckLinkFrameMetadataID</b> .

## 2.5.40.1 IDeckLinkVideoFrameMetadataExtensions::GetInt method

The **GetInt** method gets the current int64\_t value of a metadata item associated with the given **BMDDeckLinkFrameMetadataID**.

### Syntax

```
HRESULT          GetInt (BMDDeckLinkFrameMetadataID metadataID, int64_t *value);
```

### Parameters

Name	Direction	Description
metadataID	in	The <b>BMDDeckLinkFrameMetadataID</b> of the metadata information item.
value	out	The integer value corresponding to the metadataID.

### Return Values

Value	Description
E_FAIL	Failure
S_OK	Success
E_INVALIDARG	There is no integer type metadata item corresponding to the given <b>BMDDeckLinkFrameMetadataID</b> .

## 2.5.40.2 IDeckLinkVideoFrameMetadataExtensions::GetFloat method

The **GetFloat** method gets the current double value of a metadata item associated with the given **BMDDeckLinkFrameMetadataID**.

### Syntax

```
HRESULT GetFloat (BMDDeckLinkFrameMetadataID metadataID, double *value);
```

### Parameters

Name	Direction	Description
metadataID	in	The <b>BMDDeckLinkFrameMetadataID</b> of the metadata information item.
value	out	The double value corresponding to the metadataID.

### Return Values

Value	Description
E_FAIL	Failure
S_OK	Success
E_INVALIDARG	There is no float type metadata item corresponding to the given <b>BMDDeckLinkFrameMetadataID</b> .



## 2.5.40.3 IDeckLinkVideoFrameMetadataExtensions::GetFlag method

The **GetFlag** method gets the current boolean value of a metadata item associated with the given **BMDDeckLinkFrameMetadataID**.

### Syntax

```
HRESULT GetFlag (BMDDeckLinkFrameMetadataID metadataID, bool* value);
```

### Parameters

Name	Direction	Description
metadataID	in	The <b>BMDDeckLinkFrameMetadataID</b> of the metadata information item.
value	out	The boolean value corresponding to the metadataID.

### Return Values

Value	Description
E_FAIL	Failure
S_OK	Success
E_INVALIDARG	There is no flag type metadata item corresponding to the given <b>BMDDeckLinkFrameMetadataID</b> .

## 2.5.40.4 IDeckLinkVideoFrameMetadataExtensions::GetString method

The **GetString** method gets the current string value of a metadata item associated with the given **BMDDeckLinkFrameMetadataID**.

### Syntax

**HRESULT** GetString (BMDDeckLinkFrameMetadataID metadataID, string \*value);

### Parameters

Name	Direction	Description
metadataID	in	The <b>BMDDeckLinkFrameMetadataID</b> of the metadata information item.
value	out	The string value corresponding to the metadataID. This allocated string must be freed by the caller when no longer required.

### Return Values

Value	Description
E_FAIL	Failure
S_OK	Success
E_INVALIDARG	There is no string type metadata item corresponding to the given <b>BMDDeckLinkFrameMetadataID</b> .

## SECTION 2 DeckLink API

### 2.6 Streaming Interface Reference

#### 2.6.1 IBMDStreamingDiscovery Interface

The **IBMDStreamingDiscovery** object interface is used to install or remove the callback for receiving streaming device discovery notifications.

A reference to an **IBMDStreamingDiscovery** object interface may be obtained from **CoCreateInstance** on platforms with native COM support or from **CreateBMDStreamingDiscoveryInstance** on other platforms.

Public Member Functions	
Method	Description
InstallDeviceNotifications	Install device notifications callback
UninstallDeviceNotifications	Remove device notifications callback

## 2.6.1.1 IBMDStreamingDiscovery::InstallDeviceNotifications method

The **InstallDeviceNotifications** method installs the callback which will be called when a new streaming device becomes available.

**Note:** Only one callback may be installed at a time.

### Syntax

```
HRESULT InstallDeviceNotifications (IBMDStreamingDeviceNotificationCallback* theCallback);
```

### Parameters

Name	Direction	Description
theCallback	in	Callback object implementing the <b>IBMDStreamingDeviceNotificationCallback</b> object interface

### Return Values

Value	Description
E_FAIL	Failure
S_OK	Success
E_INVALIDARG	The callback parameter is invalid.
E_UNEXPECTED	An unexpected internal error has occurred.

### 2.6.1.2 **IBMDStreamingDiscovery::UninstallDeviceNotifications** method

The **UninstallDeviceNotifications** method removes the device notifications callback.

#### **Syntax**

**HRESULT** UninstallDeviceNotifications ();

#### **Return Values**

Value	Description
S_OK	Success
E_UNEXPECTED	An unexpected internal error has occurred.

### 2.6.2 IBMDStreamingDeviceNotificationCallback Interface

The **IBMDStreamingDeviceNotificationCallback** object interface is a callback class which is called when a streaming device arrives, is removed or undergoes a mode change.

#### Related Interfaces

Interface	Interface ID	Description
IBMDStreamingDiscovery	IID_IBMDStreamingDiscovery	An <b>IBMDStreamingDeviceNotificationCallback</b> object interface may be installed with <b>IBMDStreamingDiscovery::InstallDeviceNotifications</b>

Public Member Functions	
Method	Description
StreamingDeviceArrived	Streaming device arrived
StreamingDeviceRemoved	Streaming device removed
StreamingDeviceModeChanged	Streaming device mode changed

## 2.6.2.1 IBMDStreamingDeviceNotificationCallback::StreamingDeviceArrived method

The **StreamingDeviceArrived** method is called when a new streaming device becomes available.

The result parameter (required by COM) is ignored by the caller.

### Syntax

**HRESULT** StreamingDeviceArrived (IDeckLink\* device);

### Parameters

Name	Direction	Description
device	in	streaming device

### Return Values

Value	Description
E_FAIL	Failure
S_OK	Success

## 2.6.2.2 IBMDStreamingDeviceNotificationCallback::StreamingDeviceRemoved method

The **StreamingDeviceRemoved** method is called when a streaming device is removed.

The result parameter (required by COM) is ignored by the caller.

### Syntax

**HRESULT** StreamingDeviceRemoved (IDeckLink\* device);

### Parameters

Name	Direction	Description
device	in	streaming device

### Return Values

Value	Description
E_FAIL	Failure
S_OK	Success



## 2.6.2.3 IBMDStreamingDeviceNotificationCallback::StreamingDeviceModeChanged method

The **StreamingDeviceModeChanged** method is called when a streaming device's mode has changed.

The result parameter (required by COM) is ignored by the caller.

### Syntax

**HRESULT** StreamingDeviceModeChanged (IDeckLink\* device, BMDStreamingDeviceMode mode);

### Parameters

Name	Direction	Description
device	in	streaming device
mode	in	new streaming device mode after the mode change occurred

### Return Values

Value	Description
E_FAIL	Failure
S_OK	Success

## 2.6.3 IBMDStreamingVideoEncodingMode Interface

The **IBMDStreamingVideoEncodingMode** object interface represents a streaming video encoding mode.

The encoding mode encapsulates all the available encoder settings such as video codec settings and audio codec settings. To make changes to encoder settings use the **IBMDStreamingMutableVideoEncodingMode** object interface obtained via the **CreateMutableVideoEncodingMode** method.

### Related Interfaces

Interface	Interface ID	Description
IBMDStreamingVideoEncodingModePresetIterator	IID_IBMDStreamingVideoEncodingModePresetIterator	<b>IBMDStreamingVideoEncodingModePresetIterator::Next</b> returns an <b>IBMDStreamingVideoEncodingMode</b> object interface for each available video encoding mode.
IBMDStreamingMutableVideoEncodingMode	IID_IBMDStreamingMutableVideoEncodingMode	A mutable subclass of <b>IBMDStreamingVideoEncodingMode</b> may be created using <b>CreateMutableVideoEncodingMode</b>

### Public Member Functions

Method	Description
GetName	Get the name describing the video encoding mode.
GetPresetID	Get the unique ID representing the video encoding mode.
GetSourcePositionX	Get the x coordinate of the origin of the video source rectangle.
GetSourcePositionY	Get the y coordinate of the origin of the video source rectangle.
GetSourceWidth	Get the width of the video source rectangle.
GetSourceHeight	Get the height of the video source rectangle.
GetDestWidth	Get the width of the video destination rectangle.
GetDestHeight	Get the height of the video destination rectangle.
GetFlag	Get the current value of a boolean encoding mode setting.

## SECTION 2 DeckLink API

Public Member Functions	
Method	Description
GetInt	Get the current value of a int64_t encoding mode setting.
GetFloat	Get the current value of a double encoding mode setting.
GetString	Get the current value of a string encoding mode setting.
CreateMutableVideoEncodingMode	Create a mutable copy of the <b>IBMDStreamingVideoEncodingMode</b> object interface.

## 2.6.3.1 IBMDStreamingVideoEncodingMode::GetName method

The **GetName** method returns a string describing the video encoding mode.

### Syntax

```
HRESULT          GetName (string name);
```

### Parameters

Name	Direction	Description
name	out	Video encoding name. This allocated string must be freed by the caller when no longer required.

### Return Values

Value	Description
E_FAIL	Failure
S_OK	Success
E_POINTER	The name parameter is invalid.

## 2.6.3.2 IBMDStreamingVideoEncodingMode::GetPresetID method

The **GetPresetID** method returns the unique ID representing the preset video mode.

### Syntax

```
unsigned int      GetPresetID ();
```

### Return Values

Value	Description
id	Unique ID of preset video mode.

#### 2.6.3.3 **IBMDStreamingVideoEncodingMode::GetSourcePositionX** method

The **GetSourcePositionX** method returns the x coordinate of the origin of the source rectangle used for encoding video.

##### **Syntax**

```
unsigned int      GetSourcePositionX ();
```

##### **Return Values**

Value	Description
xPosition	The x coordindate in pixels for source rectangle origin.

#### 2.6.3.4 **IBMDStreamingVideoEncodingMode::GetSourcePositionY** method

The **GetSourcePositionY** method returns the y coordinate of the origin of the source rectangle used for encoding video.

##### **Syntax**

```
unsigned int      GetSourcePositionY ();
```

##### **Return Values**

Value	Description
yPosition	The y coordindate in pixels for source rectangle origin.

#### 2.6.3.5 IBMDStreamingVideoEncodingMode::GetSourceWidth method

The **GetSourceWidth** method returns the width of the source rectangle used for encoding video.

##### Syntax

```
unsigned int      GetSourceWidth ();
```

##### Return Values

Value	Description
width	Width in pixels of the source rectangle.

#### 2.6.3.6 IBMDStreamingVideoEncodingMode::GetSourceHeight method

The **GetSourceHeight** method the height of the source rectangle used for encoding video.

##### Syntax

```
unsigned int      GetSourceHeight ();
```

##### Return Values

Value	Description
height	Height in pixels of the source rectangle.

## 2.6.3.7 IBMDStreamingVideoEncodingMode::GetDestWidth method

The **GetDestWidth** method returns the width of the destination rectangle used when encoding video. If the destination rectangle is different to the source rectangle the video will be scaled when encoding.

### Syntax

```
unsigned int      GetDestWidth ();
```

### Return Values

Value	Description
width	Width in pixels of the destination rectangle.

## 2.6.3.8 IBMDStreamingVideoEncodingMode::GetDestHeight method

The **GetDestHeight** method returns the height of the destination rectangle used when encoding video. If the destination rectangle is different to the source rectangle the video will be scaled when encoding.

### Syntax

```
unsigned int      GetDestHeight ();
```

### Return Values

Value	Description
height	Height in pixels of the destination rectangle.

## 2.6.3.9 IBMDStreamingVideoEncodingMode::GetFlag method

The **GetFlag** method gets the current value of the boolean configuration setting associated with the given **BMDStreamingEncodingModePropertyID**.

### Syntax

```
HRESULT GetFlag (BMDStreamingEncodingModePropertyID cfgID, boolean* value);
```

### Parameters

Name	Direction	Description
cfgID	in	<b>BMDStreamingEncodingModePropertyID</b> to get flag value.
value	out	The value corresponding to cfgID.

### Return Values

Value	Description
S_OK	Success
E_INVALIDARG	One or more parameters are invalid.



## 2.6.3.10 IBMDStreamingVideoEncodingMode::GetInt method

The **GetInt** method gets the current value of the int64\_t configuration setting associated with the given **BMDStreamingEncodingModePropertyID**.

### Syntax

**HRESULT** GetInt (BMDStreamingEncodingModePropertyID cfgID, int64\_t\* value);

### Parameters

Name	Direction	Description
cfgID	in	<b>BMDStreamingEncodingModePropertyID</b> to get integer value.
value	out	The value corresponding to cfgID.

### Return Values

Value	Description
S_OK	Success
E_INVALIDARG	One or more parameters are invalid.

## 2.6.3.11 IBMDStreamingVideoEncodingMode::GetFloat method

The **GetFloat** gets the current value of the double configuration setting associated with the given **BMDStreamingEncodingModePropertyID**.

### Syntax

```
HRESULT GetFloat (BMDStreamingEncodingModePropertyID cfgID, double* value);
```

### Parameters

Name	Direction	Description
cfgID	in	<b>BMDStreamingEncodingModePropertyID</b> to get double value.
value	out	The value corresponding to cfgID.

### Return Values

Value	Description
S_OK	Success
E_INVALIDARG	One or more parameters are invalid.

## 2.6.3.12 IBMDStreamingVideoEncodingMode::GetString method

The **GetString** current value of the string configuration setting associated with the given **BMDStreamingEncodingModePropertyID**.

### Syntax

**HRESULT** GetString (BMDStreamingEncodingModePropertyID cfgID, string value);

### Parameters

Name	Direction	Description
cfgID	in	<b>BMDStreamingEncodingModePropertyID</b> to get string value.
value	out	The value corresponding to cfgID. This allocated string must be freed by the caller when no longer required.

### Return Values

Value	Description
S_OK	Success
E_INVALIDARG	One or more parameters are invalid.
E_OUTOFMEMORY	Unable to allocate memory for string.

## 2.6.3.13 IBMDStreamingVideoEncodingMode::CreateMutableVideoEncodingMode method

The **CreateMutableVideoEncodingMode** method creates a new object interface which is a mutable copy of the **IBMDStreamingVideoEncodingMode** object interface.

**IBMDStreamingMutableVideoEncodingMode** is a subclass of **IBMDStreamingVideoEncodingMode** and inherits all its methods. It provides additional methods to change settings for the encoding of video and audio streams.

### Syntax

**HRESULT** CreateMutableVideoEncodingMode (IBMDStreamingMutableVideoEncodingMode\*\* newEncodingMode);

### Parameters

Name	Direction	Description
newEncodingMode	out	A new mutable encoding mode object interface.

### Return Values

Value	Description
S_OK	Success
E_POINTER	The newEncodingMode parameter is invalid.
E_OUTOFMEMORY	Unable to allocate memory for new object interface.

## 2.6.4 IBMDStreamingMutableVideoEncodingMode Interface

The **IBMDStreamingMutableVideoEncodingMode** object interface represents a mutable streaming video encoding mode.

Methods are provided to set video codec settings and audio codec settings. Use this object interface if you wish to perform cropping or scaling of the input video frame, adjust the video or audio bit rate and to change other video or audio codec settings.

### Related Interfaces

Interface	Interface ID	Description
IBMDStreamingVideoEncodingMode	IID_IBMDStreamingVideoEncodingMode	An <b>IBMDStreamingMutableVideoEncodingMode</b> object interface may be created from an <b>IBMDStreamingVideoEncodingMode</b> interface object using its <b>CreateMutableVideoEncodingMode</b> method.

### Public Member Functions

Method	Description
SetSourceRect	Set the video source rectangle.
SetDestSize	Set the size of the video destination rectangle.
SetFlag	Set the value for a boolean encoding mode setting.
SetInt	Set the value for an int64_t encoding mode setting.
SetFloat	Set the value for a double encoding mode setting.
SetString	Set the value for a string encoding mode setting.

## 2.6.4.1 IBMDStreamingMutableVideoEncodingMode::SetSourceRect method

The **SetSourceRect** method sets the source rectangle used for encoding video.

Cropping of the input video frame can be achieved by using a source rectangle that is different to the input video frame dimensions.

When no source rectangle is set, the source rectangle of the parent **IBMDStreamingVideoEncodingMode** object interface will be used by the encoder.

### Syntax

**HRESULT** SetSourceRect (uint32\_t posX, uint32\_t posY, uint32\_t width, uint32\_t height);

### Parameters

Name	Direction	Description
posX	in	X coordinate of source rectangle origin.
posY	in	Y coordinate of source rectangle origin.
width	in	Width of source rectangle.
height	in	Height of source rectangle.

### Return Values

Value	Description
S_OK	Success

## 2.6.4.2 IBMDStreamingMutableVideoEncodingMode::SetDestSize method

The **SetDestSize** method sets the destination rectangle used for encoding video.

When the destination rectangle size is set to a different size to the source rectangle size, scaling will be performed by the encoder.

When no destination rectangle size is set, the source rectangle size of the parent **IBMDStreamingVideoEncodingMode** object interface will be used by the encoder.

### Syntax

**HRESULT** SetDestSize (uint32\_t width, uint32\_t height);

### Parameters

Name	Direction	Description
width	in	Width of destination rectangle.
height	in	Height of destination rectangle.

### Return Values

Value	Description
S_OK	Success

## 2.6.4.3 IBMDStreamingMutableVideoEncodingMode::SetFlag method

The **SetFlag** method sets a boolean value into the configuration setting associated with the given **BMDStreamingEncodingModePropertyID**.

### Syntax

**HRESULT** SetFlag (BMDStreamingEncodingModePropertyID cfgID, boolean value);

### Parameters

Name	Direction	Description
cfgID	in	The ID of the configuration setting.
value	in	The boolean value to set into the selected configuration setting.

### Return Values

Value	Description
E_FAIL	Failure
S_OK	Success
E_INVALIDARG	One or more parameters are invalid.



## 2.6.4.4 IBMDStreamingMutableVideoEncodingMode::SetInt method

The **SetInt** method sets an int64\_t value into the configuration setting associated with the given **BMDStreamingEncodingModePropertyID**.

### Syntax

**HRESULT** SetInt (BMDStreamingEncodingModePropertyID cfgID, int64\_t value);

### Parameters

Name	Direction	Description
cfgID	in	The ID of the configuration setting.
value	in	The integer value to set into the selected configuration setting.

### Return Values

Value	Description
E_FAIL	Failure
S_OK	Success
E_INVALIDARG	One or more parameters are invalid.

## 2.6.4.5 IBMDStreamingMutableVideoEncodingMode::SetFloat method

The **SetFloat** method sets a double value into the configuration setting associated with the given **BMDStreamingEncodingModePropertyID**.

### Syntax

**HRESULT** SetFloat (BMDStreamingEncodingModePropertyID cfgID, double value);

### Parameters

Name	Direction	Description
cfgID	in	The ID of the configuration setting.
value	in	The double value to set into the selected configuration setting.

### Return Values

Value	Description
E_FAIL	Failure
S_OK	Success
E_INVALIDARG	One or more parameters are invalid.

## 2.6.4.6 IBMDStreamingMutableVideoEncodingMode::SetString method

The **SetString** method sets a string value into the configuration setting associated with the given **BMDStreamingEncodingModePropertyID**.

### Syntax

```
HRESULT SetString (BMDStreamingEncodingModePropertyID cfgID, string value);
```

### Parameters

Name	Direction	Description
cfgID	in	The ID of the configuration setting.
value	in	The string value to set into the selected configuration setting.

### Return Values

Value	Description
E_FAIL	Failure
S_OK	Success
E_INVALIDARG	One or more parameters are invalid.

### 2.6.5 IBMDStreamingVideoEncodingModePresetIterator Interface

The **IBMDStreamingVideoEncodingModePresetIterator** object interface is used to enumerate the available preset video encoding modes.

A device may have a number of preset encoding modes. These are convenient encoding modes which can be used to encode video and audio into formats suitable for a number of commonly available playback devices.

A reference to an **IBMDStreamingVideoEncodingModePresetIterator** object interface may be obtained from an **IBMDStreamingDeviceInput** object interface using the **GetVideoEncodingModePresetIterator** method.

#### Related Interfaces

Interface	Interface ID	Description
IBMDStreamingDeviceInput	IID_IBMDStreamingDeviceInput	<b>IBMDStreamingDeviceInput::GetVideoEncodingModePresetIterator</b> returns an <b>IBMDStreamingVideoEncodingModePresetIterator</b> object interface.

Public Member Functions	
Method	Description
Next	Returns a pointer to an <b>IBMDStreamingVideoEncodingMode</b> object interface for an available preset encoding mode.

## 2.6.5.1 **IBMDStreamingVideoEncodingModePresetIterator::Next** method

The **Next** method returns the next available **IBMDStreamingVideoEncodingMode** object interface.

### Syntax

```
HRESULT Next (IBMDStreamingVideoEncodingMode** videoEncodingMode);
```

### Parameters

Name	Direction	Description
videoEncodingMode	out	<b>IBMDStreamingVideoEncodingMode</b> object interface or NULL when no more video encoding modes are available.

### Return Values

Value	Description
S_OK	Success
S_FALSE	No (more) preset encoding modes are available.
E_POINTER	The videoEncodingMode parameter is invalid.

## 2.6.6 IBMDStreamingDeviceInput Interface

The **IBMDStreamingDeviceInput** object interface represents a physical streaming video encoder device.

### Related Interfaces

Interface	Interface ID	Description
IDeckLink	IID_IDeckLink	An <b>IBMDStreamingDeviceInput</b> object interface may be obtained from IDeckLink using <b>QueryInterface</b> .
IBMDStreamingDeviceNotificationCallback	IID_IBMDStreamingDeviceNotificationCallback	<b>IBMDStreamingDeviceNotificationCallback::StreamingDeviceArrived</b> returns an <b>IDeckLink</b> object interface representing a streaming video encoder device

### Public Member Functions

Method	Description
DoesSupportVideoInputMode	Indicates whether a video input mode is supported by the device
GetVideoInputModeIterator	Get an iterator to enumerate available video input modes
SetVideoInputMode	Set a display mode as the device's video input mode
GetCurrentDetectedVideoInputMode	Get the current video input mode detected by the device
GetVideoEncodingMode	Get the currently configured video encoding mode
GetVideoEncodingModePresetIterator	Get an iterator to enumerate available video encoding mode presets
DoesSupportVideoEncodingMode	Indicates whether a video encoding mode is supported by the device
SetVideoEncodingMode	Set a video encoding mode as the device's current video encoding mode
StartCapture	Start a video encoding capture
StopCapture	Stop a video encoding capture
SetCallback	Set a callback for receiving new video and audio packets

## 2.6.6.1 IBMDStreamingDeviceInput::DoesSupportVideoInputMode method

The **DoesSupportVideoInputMode** method indicates whether a given video input mode is supported on the device.

### Syntax

**HRESULT** DoesSupportVideoInputMode (BMDDisplayMode inputMode, boolean\* result);

### Parameters

Name	Direction	Description
inputMode	in	<b>BMDDisplayMode</b> to test for input support.
result	out	Boolean value indicating whether the mode is supported.

### Return Values

Value	Description
S_OK	Success
E_POINTER	The result parameter is invalid.
E_INVALIDARG	The inputMode parameter is invalid

## 2.6.6.2 IBMDStreamingDeviceInput::GetVideoInputModelerator method

The **GetVideoInputModelerator** method returns an iterator which enumerates the available video input modes.

### Syntax

**HRESULT** GetVideoInputModeIterator (IDeckLinkDisplayModeIterator\*\* iterator);

### Parameters

Name	Direction	Description
iterator	out	Display mode iterator

### Return Values

Value	Description
E_FAIL	Failure
S_OK	Success
E_POINTER	The iterator parameter is invalid.



## 2.6.6.3 IBMDStreamingDeviceInput::SetVideoInputMode method

The **SetVideoInputMode** method configures the device to use the specified video display mode for input.

### Syntax

**HRESULT** SetVideoInputMode (BMDDisplayMode inputMode);

### Parameters

Name	Direction	Description
inputMode	in	Display mode to set as the input display mode

### Return Values

Value	Description
E_FAIL	Failure
S_OK	Success
E_INVALIDARG	The inputMode parameter is invalid.

## 2.6.6.4 IBMDStreamingDeviceInput::GetCurrentDetectedVideoInputMode method

The **GetCurrentDetectedVideoInputMode** method returns the current video input display mode as detected by the device.

### Syntax

**HRESULT** GetCurrentDetectedVideoInputMode (BMDDisplayMode\* detectedMode);

### Parameters

Name	Direction	Description
detectedMode	out	Display mode the device detected for video input

### Return Values

Value	Description
E_FAIL	Failure
S_OK	Success
E_INVALIDARG	The detectedMode parameter is invalid.

## 2.6.6.5 IBMDStreamingDeviceInput::GetVideoEncodingMode method

The **GetVideoEncodingMode** method returns the currently configured video encoding mode.

### Syntax

**HRESULT** GetVideoEncodingMode (IBMDStreamingVideoEncodingMode\*\* encodingMode);

### Parameters

Name	Direction	Description
encodingMode	out	Current video encoding mode

### Return Values

Value	Description
E_FAIL	Failure
S_OK	Success
E_INVALIDARG	The encodingMode parameter is invalid.

## 2.6.6.6 IBMDStreamingDeviceInput::GetVideoEncodingModePresetIterator method

The **GetVideoEncodingModePresetIterator** method returns an iterator which enumerates the available video encoding mode presets.

Different video display modes may have different encoding mode presets.

### Syntax

```
HRESULT GetVideoEncodingModePresetIterator (BMDDisplayMode inputMode,
                                             IBMDStreamingVideoEncodingModePresetIterator** iterator);
```

### Parameters

Name	Direction	Description
inputMode	in	The DisplayMode to iterate encoding mode presets for
iterator	out	Video encoding mode preset iterator

### Return Values

Value	Description
E_FAIL	Failure
S_OK	Success
E_INVALIDARG	The iterator parameter is invalid.

## 2.6.6.7 IBMDStreamingDeviceInput::DoesSupportVideoEncodingMode method

The **DoesSupportVideoEncodingMode** method indicates whether a given video encoding mode is support by the device for the given input display mode. Modes may be supported, not supported or supported with changes. If a mode is supported with changes, the changed mode will be returned by the **changedEncodingMode** parameter.

### Syntax

```
HRESULT DoesSupportVideoEncodingMode (BMDDisplayMode inputMode, IBMDStreamingVideoEncodingMode* encodingMode, BMDStreamingEncodingSupport* result, IBMDStreamingVideoEncodingMode** changedEncodingMode);
```

### Parameters

Name	Direction	Description
inputMode	in	Display mode to be used with the video encoding mode
encodingMode	in	Video encoding mode to be tested for support
result	out	Indicates whether the mode is supported, not supported or supported with changes
changedEncodingMode	out	Changed encoding mode when the mode is supported with changes

### Return Values

Value	Description
E_FAIL	Failure
S_OK	Success
E_POINTER	One or more out parameters are invalid
E_INVALIDARG	The encodingMode parameter is invalid

## 2.6.6.8 IBMDStreamingDeviceInput::SetVideoEncodingMode method

The **SetVideoEncodingMode** method sets the given video encoding mode as the device's current video encoding mode. It is necessary to set a video encoding mode before calling the **StartCapture** method.

### Syntax

**HRESULT** SetVideoEncodingMode (IBMDStreamingVideoEncodingMode\* encodingMode);

### Parameters

Name	Direction	Description
encodingMode	in	Video encoding mode to be used by the device.

### Return Values

Value	Description
E_FAIL	Failure
S_OK	Success
E_INVALIDARG	The encodingMode parameter is invalid

#### 2.6.6.9 **IBMDStreamingDeviceInput::StartCapture** method

The **StartCapture** method starts a capture on the device using the current video encoding mode.

If a callback implementing the **IBMDStreamingH264InputCallback** object interface has been set by the **SetCallback** method, calls will be made as new compressed video and audio packets are made available by the device.

##### **Syntax**

**HRESULT** StartCapture ();

##### **Parameters**

none.

##### **Return Values**

Value	Description
E_FAIL	Failure
S_OK	Success

#### 2.6.6.10 **IBMDStreamingDeviceInput::StopCapture** method

The **StopCapture** method stops a capture if a capture is currently in progress.

##### **Syntax**

**HRESULT** StopCapture ();

##### **Parameters**

none.

##### **Return Values**

Value	Description
E_FAIL	Failure
S_OK	Success



## 2.6.6.11 IBMDStreamingDeviceInput::SetCallback method

The **SetCallback** method configures a callback which will be called for new input from the device or when the device input changes.

An object shall be passed implementing the **IBMDStreamingH264InputCallback** object interface as the callback to receive callbacks for new video and audio packets.

An existing callback can be removed by passing NULL in the callback parameter.

### Syntax

**HRESULT** SetCallback (IUnknown\* theCallback);

### Parameters

Name	Direction	Description
theCallback	in	callback object implementing the <b>IUnknown</b> object interface

### Return Values

Value	Description
E_FAIL	Failure
S_OK	Success

## 2.6.7 IBMDStreamingH264InputCallback Interface

The **IBMDStreamingH264InputCallback** object interface is a callback class which is called when encoded video and audio packets are available or when the video input to the streaming device changes.

Once a capture has been started with the **IBMDStreamingDeviceInput::StartCapture** method, compressed video and audio packets will become available asynchronously.

This callback object interface can also be used to detect changes to the video input display mode and changes to the video input connector, whether or not a capture is in progress.

### Related Interfaces

Interface	Interface ID	Description
IBMDStreamingDeviceInput	IID_IBMDStreamingDeviceInput	An <b>IBMDStreamingH264InputCallback</b> object interface may be installed with <b>IBMDStreamingDeviceInput::SetCallback</b>

### Public Member Functions

Method	Description
H264NALPacketArrived	Called when a NAL video packet is available
H264AudioPacketArrived	Called when an audio packet is available
MPEG2TSPacketArrived	Called when a transport stream packet is available
H264VideoInputConnectorScanningChanged	Called when the video input connect scanning mode has changed
H264VideoInputConnectorChanged	Called when the video input connect connector has changed
H264VideoInputModeChanged	Called when the video input display mode has changed

## 2.6.7.1 IBMDStreamingH264InputCallback::H264NALPacketArrived method

The **H264NALPacketArrived** method is called when an **IBMDStreamingH264NALPacket** becomes available from the streaming device while a capture is in progress.

The result parameter (required by COM) is ignored by the caller.

### Syntax

**HRESULT** H264NALPacketArrived (IBMDStreamingH264NALPacket\* nalPacket);

### Parameters

Name	Direction	Description
nalPacket	in	NAL packet containing compressed video.

### Return Values

Value	Description
E_FAIL	Failure
S_OK	Success

## 2.6.7.2 IBMDStreamingH264InputCallback::H264AudioPacketArrived method

The **H264AudioPacketArrived** method is called when an **IBMDStreamingAudioPacket** becomes available from the streaming device while a capture is in progress.

The result parameter (required by COM) is ignored by the caller.

### Syntax

```
HRESULT H264AudioPacketArrived (IBMDStreamingAudioPacket* audioPacket);
```

### Parameters

Name	Direction	Description
audioPacket	in	Audio packet containing compressed audio.

### Return Values

Value	Description
E_FAIL	Failure
S_OK	Success

## 2.6.7.3 IBMDStreamingH264InputCallback::MPEG2TSPacketArrived method

The **MPEG2TSPacketArrived** method is called when an **IBMDStreamingMPEG2TSPacket** becomes available from the streaming device while a capture is in progress.

The result parameter (required by COM) is ignored by the caller.

### Syntax

**HRESULT** MPEG2TSPacketArrived (IBMDStreamingMPEG2TSPacket\* tsPacket);

### Parameters

Name	Direction	Description
tsPacket	in	MPEG transport stream packet containing video or audio data.

### Return Values

Value	Description
E_FAIL	Failure
S_OK	Success

#### 2.6.7.4 **IBMDStreamingH264InputCallback::H264VideoInputConnectorScanningChanged** method

The **H264VideoInputConnectorScanningChanged** method is called when the input connect scanning mode has changed.

This method will be called independently of capture state.

The result parameter (required by COM) is ignored by the caller.

##### **Syntax**

**HRESULT** H264VideoInputConnectorScanningChanged ();

##### **Parameters**

none.

##### **Return Values**

Value	Description
E_FAIL	Failure
S_OK	Success

#### 2.6.7.5 **IBMDStreamingH264InputCallback::H264VideoInputConnectorChanged** method

The **H264VideoInputConnectorChanged** method is called when the streaming device detects a change to the input connector.

This method will be called independently of capture state.

The result parameter (required by COM) is ignored by the caller.

##### **Syntax**

**HRESULT** H264VideoInputConnectorChanged ();

##### **Parameters**

none.

##### **Return Values**

Value	Description
E_FAIL	Failure
S_OK	Success

#### 2.6.7.6 IBMDStreamingH264InputCallback::H264VideoInputModeChanged method

The **H264VideoInputModeChanged** method is called when the streaming device detects a change to the video input display mode.

This method will be called independently of capture state.

The result parameter (required by COM) is ignored by the caller.

##### Syntax

```
HRESULT H264VideoInputModeChanged ();
```

##### Parameters

none.

##### Return Values

Value	Description
E_FAIL	Failure
S_OK	Success



## 2.6.8 IBMDStreamingH264NALPacket Interface

The **IBMDStreamingH264NALPacket** object interface represents an MPEG-4 AVC/H.264 Network Adaptation Layer (NAL) packet.

Objects with an **IBMDStreamingH264NALPacket** object interface are passed to the **IBMDStreamingH264InputCallback::H264NALPacketArrived** callback.

The MPEG-4 AVC/H.264 NAL packet contains the compressed H.264 video bitstream which can be passed to a suitable H.264 video decoder for decoding and display. For some applications it may be more convenient to process NAL video packets instead of processing video carried in transport stream packets.

### Related Interfaces

Interface	Interface ID	Description
IBMDStreamingH264InputCallback	IID_IBMDStreamingH264InputCallback	New MPEG-4 AVC/H.264 NAL packets are passed to the <b>IBMDStreamingH264InputCallback::H264NALPacketArrived</b> callback

### Public Member Functions

Method	Description
GetPayloadSize	Get number of bytes in the NAL packet
GetBytes	Get pointer to NAL packet data
GetBytesWithSizePrefix	Get pointer to NAL packet data prefixed by a 32bit size value
GetDisplayTime	Get display time for the NAL packet
GetPacketIndex	Not Implemented

## 2.6.8.1 IBMDStreamingH264NALPacket::GetPayloadSize method

The **GetPayloadSize** method gets the number of bytes in the NAL packet.

### Syntax

```
long GetPayloadSize ();
```

### Return Values

Value	Description
Count	NAL packet size in bytes

## 2.6.8.2 IBMDStreamingH264NALPacket::GetBytes method

The **GetBytes** method returns a pointer to the data buffer of the NAL packet.

### Syntax

```
HRESULT GetBytes (void** buffer);
```

### Parameters

Name	Direction	Description
buffer	out	Pointer to NAL packet data buffer – only valid while object remains valid.

### Return Values

Value	Description
S_OK	Success
E_POINTER	The parameter is invalid.

## 2.6.8.3 IBMDStreamingH264NALPacket::GetBytesWithSizePrefix method

The **GetBytesWithSizePrefix** method returns a pointer to a data buffer starting with a 32bit unsigned integer containing the size of the NAL packet followed by the data buffer of the NAL packet. This arrangement may be required by some video decoders.

**Note:** The size of the data buffer returned by **GetBytesWithSizePrefix** is 4 bytes larger than the size of the data buffer returned by **GetBytes**.

### Syntax

**HRESULT** GetBytesWithSizePrefix (void\*\* buffer);

### Parameters

Name	Direction	Description
buffer	out	Pointer to NAL packet data buffer prefixed by size value – only valid while object remains

### Return Values

Value	Description
S_OK	Success
E_POINTER	The parameter is invalid.

## 2.6.8.4 IBMDStreamingH264NALPacket::GetDisplayTime method

The **GetDisplayTime method** returns the time at which to display the video contained in the NAL packet. The display time is in units of the requested time scale.

### Syntax

```
HRESULT GetDisplayTime (uint64_t requestedTimeScale, uint64_t* displayTime);
```

### Parameters

Name	Direction	Description
requestedTimeScale	in	Time scale for the displayTime
displayTime	out	Time at which to display the video

### Return Values

Value	Description
S_OK	Success
E_POINTER	The displayTime parameter is invalid.

## 2.6.8.5 IBMDStreamingH264NALPacket::GetPacketIndex method

The **GetPacketIndex** method is not implemented.

## 2.6.9 IBMDStreamingAudioPacket Interface

The **IBMDStreamingAudioPacket** object interface represents an audio packet.

Objects with an **IBMDStreamingAudioPacket** object interface are passed to the **IBMDStreamingH264InputCallback::H264AudioPacketArrived** callback.

The audio packet can contain compressed audio, such as MPEG-2 AAC audio, which can be passed to a suitable audio decoder for decoding and playback. For some applications it may be more convenient to process audio packets instead of processing audio carried in transport stream packets.

### Related Interfaces

Interface	Interface ID	Description
IBMDStreamingH264InputCallback	IID_IBMDStreamingH264InputCallback	New audio packets are passed to the <b>IBMDStreamingH264InputCallback::H264AudioPacketArrived</b> callback

### Public Member Functions

Method	Description
GetCodec	Get the codec describing the type of audio in the audio packet
GetPayloadSize	Get number of bytes in the audio packet
GetBytes	Get pointer to audio packet data
GetPlayTime	Get the play time for the audio in the audio packet
GetPacketIndex	Not Implemented

## 2.6.9.1 IBMDStreamingAudioPacket::GetCodec method

The **GetCodec** method returns the codec describing the audio in the packet.

### Syntax

```
BMDStreamingAudioCodec GetCodec ();
```

### Return Values

Value	Description
Codec	The codec for the audio in the packet.

## 2.6.9.2 IBMDStreamingAudioPacket::GetPayloadSize method

The **GetPayloadSize** method gets the number of bytes in the audio packet.

### Syntax

```
long GetPayloadSize ();
```

### Return Values

Value	Description
Count	Audio packet size in bytes.

## 2.6.9.3 IBMDStreamingAudioPacket::GetBytes method

The **GetBytes** method returns a pointer to the data buffer of the audio packet.

### Syntax

**HRESULT** GetBytes (void\*\* buffer);

### Parameters

Name	Direction	Description
buffer	out	Pointer to audio packet data buffer – only valid while object remains valid.

### Return Values

Value	Description
S_OK	Success
E_POINTER	The parameter is invalid.

## 2.6.9.4 IBMDStreamingAudioPacket::GetPlayTime method

The **GetPlayTime** method returns the time at which to playback the audio contained in the audio packet. The play time is in units of the requested time scale.

### Syntax

```
HRESULT GetPlayTime (uint64_t requestedTimeScale, uint64_t* playTime);
```

### Parameters

Name	Direction	Description
requestedTimeScale	in	Time scale for the displayTime
playTime	out	Time at which to play the audio

### Return Values

Value	Description
S_OK	Success
E_POINTER	The parameter is invalid.

## 2.6.9.5 IBMDStreamingAudioPacket::GetPacketIndex method

The **GetPacketIndex** method is not implemented.



## 2.6.10 IBMDStreamingMPEG2TSPacket Interface

The **IBMDStreamingMPEG2TSPacket** object interface represents an MPEG-2 transport stream packet as defined by ISO/IEC 13818-1.

Objects with an **IBMDStreamingMPEG2TSPacket** object interface are passed to the **IBMDStreamingH264InputCallback::MPEG2TSPacketArrived** callback.

The MPEG-2 transport stream packet can contain compressed audio or video together with metadata for decoding and synchronizing audio and video streams. For some applications it may be more convenient to process transport stream packets as an alternative to processing NAL video packets and audio packets separately.

### Related Interfaces

Interface	Interface ID	Description
IBMDStreamingH264InputCallback	IID_IBMDStreamingH264InputCallback	New MPEG-2 transport stream packets are passed to the <b>IBMDStreamingH264InputCallback::MPEG2TSPacketArrived</b> callback

### Public Member Functions

Method	Description
GetPayloadSize	Get number of bytes in the MPEG-2 transport stream packet
GetBytes	Get pointer to MPEG-2 transport stream packet

## 2.6.10.1 IBMDStreamingMPEG2TSPacket::GetPayloadSize method

The **GetPayloadSize** method returns the number of bytes in the MPEG-2 transport stream packet including the header.

### Syntax

```
long GetPayloadSize ();
```

### Return Values

Value	Description
Count	The size of the MPEG TS packet in bytes.

## 2.6.10.2 IBMDStreamingMPEG2TSPacket::GetBytes method

The **GetBytes** method returns a pointer to the data buffer of the MPEG-2 transport stream packet.

### Syntax

```
HRESULT GetBytes (void** buffer);
```

### Parameters

Name	Direction	Description
buffer	out	Pointer to MPEG-2 transport stream packet data buffer - only valid while object remains valid.

### Return Values

Value	Description
E_FAIL	Failure
S_OK	Success
E_POINTER	The parameter is invalid

## 2.6.11 IBMDStreamingH264NALParser Interface

The **IBMDStreamingH264NALParser** object interface is used to retrieve video codec settings from a NAL packet.

A reference to an **IBMDStreamingH264NALParser** object interface may be obtained from **CoCreateInstance** on platforms with native COM support or from **CreateBMDStreamingH264NALParser** on other platforms.

### Related Interfaces

Interface	Interface ID	Description
BMDStreamingH264NALPacket	IID_IBMDStreamingH264NALPacket	The NAL packet to be parsed by a method in the <b>IBMDStreamingH264NALParser</b> object interface

### Public Member Functions

Method	Description
IsNALSequenceParameterSet	Get the packet's Sequence Parameter Set setting
IsNALPictureParameterSet	Get the packet's Picture Parameter Set setting
GetProfileAndLevelFromSPS	Get the packet's profile and level setting

## 2.6.11.1 IBMDStreamingH264NALParser::IsNALSequenceParameterSet method

The **IsNALSequenceParameterSet** method parses the specified NAL packet to determine if the Sequence Parameter Set (SPS) decoding parameter has been set in the NAL packet.

### Syntax

```
HRESULT IsNALSequenceParameterSet (IBMDStreamingH264NALPacket* nal);
```

### Parameters

Name	Direction	Description
nal	in	The NAL Packet to query for the state of the sequence parameter.

### Return Values

Value	Description
S_OK	The sequence parameter of the NAL packet is set.
E_FALSE	The sequence parameter of the NAL packet is not set.

## 2.6.11.2 IBMDStreamingH264NALParser::IsNALPictureParameterSet method

The **IsNALPictureParameterSet** method parses the specified NAL packet to determine if the Picture Parameter Set (PPS) decoding parameter has been set in the NAL packet. This information can be used to configure a decoder for decoding the video contained in the NAL packet.

### Syntax

```
HRESULT IsNALPictureParameterSet (IBMDStreamingH264NALPacket* nal);
```

### Parameters

Name	Direction	Description
nal	in	The NAL Packet to query for the state of the picture parameter.

### Return Values

Value	Description
S_OK	The picture parameter of the NAL packet is set.
E_FALSE	The picture parameter of the NAL packet is not set.

## 2.6.11.3 IBMDStreamingH264NALParser::GetProfileAndLevelFromSPS method

The **GetProfileAndLevelFromSPS** method parses the specified NAL packet and returns the H.264 profile, level and profile compatibility flags. These values can be used to determine if the video contained in the NAL packet can be decoded by a certain H.264 decoder.

### Syntax

```
HRESULT GetProfileAndLevelFromSPS (IBMDStreamingH264NALPacket* nal, uint32_t* profileIdc,
                                   uint32_t* profileCompatibility, uint32_t* levelIdc);
```

### Parameters

Name	Direction	Description
<code>nal</code>	in	The NAL Packet to query for the profile and level.
<code>profileIdc</code>	out	The H.264 profile for this NAL packet.
<code>profileCompatibility</code>	out	The set of profile constraint flags for this NAL packet.
<code>levelIdc</code>	out	The H.264 level for this NAL packet.

### Return Values

Value	Description
<code>E_FAIL</code>	Failure
<code>S_OK</code>	Success
<code>E_POINTER</code>	One or more parameters are invalid.

## 2.7 Common Data Types

### 2.7.1 Basic Types

**boolean**

**boolean** is represented differently on each platform by using its system type:

Windows	BOOL
Mac OS X	bool
Linux	bool

**Strings**

**Strings** are represented differently on each platform, using the most appropriate system type:

Windows	BSTR
Mac OS X	CFStringRef
Linux	char *

**int64\_t**

The 64 bit integer type is represented differently on each platform, using the most appropriate system type:

Windows	LONGLONG
Mac OS X	int64_t
Linux	int64_t

## SECTION 2 DeckLink API

### `uint64_t`

The 64 bit unsigned integer type is represented differently on each platform, using the most appropriate system type:

Windows	ULONGLONG
Mac OS X	<code>uint64_t</code>
Linux	<code>uint64_t</code>

### `uint32_t`

The 32 bit unsigned integer type is represented differently on each platform, using the most appropriate system type:

Windows	unsigned int
Mac OS X	<code>uint32_t</code>
Linux	<code>uint32_t</code>

### `int32_t`

The 32 bit integer type is represented differently on each platform, using the most appropriate system type:

Windows	int
Mac OS X	<code>int32_t</code>
Linux	<code>int32_t</code>



## SECTION 2 DeckLink API

### `uint16_t`

The 16 bit unsigned integer type is represented differently on each platform, using the most appropriate system type:

Windows	unsigned short
Mac OS X	<code>uint16_t</code>
Linux	<code>uint16_t</code>

### `uint8_t`

The 8 bit unsigned integer type is represented differently on each platform, using the most appropriate system type:

Windows	unsigned char
Mac OS X	<code>uint8_t</code>
Linux	<code>uint8_t</code>

## 2.7.2 Time Representation

The API uses a flexible scheme to represent time values which can maintain accuracy for any video or audio rate. Time is always represented as a time scale and a time value. The time scale is a unit of ticks per second specified by the API user. Time values are represented as a number of time units since playback or capture began. The API user should choose a time scale value appropriate to the type of video or audio stream being handled. Some examples are provided below:

Stream type	Suggested time scale	Frame time values
24 fps video	24000	0, 1000, 2000, 3000...
23.98 fps video	24000	0, 1001, 2002, 3003...

### BMDTimeScale

**BMDTimeScale** is a large integer type which specifies the time scale for a time measurement in ticks per second.

### BMDTimeValue

**BMDTimeValue** is a large integer type which represents a time in units of BMDTimeScale.

### BMDTimecodeUserBits

**BMDTimecodeUserBits** is a 32-bit unsigned integer representing timecode user bits.

## 2.7.3 Display Modes

**BMDDisplayMode** enumerates the video modes supported for output and input.

Mode	Width	Height	Frames perSecond	Fields per Frame	Suggested Time Scale	Display Duration
bmdModeNTSC	720	486	30/1.001	2	30000	1001
bmdModeNTSC2398	720	486	30/1.001*	2	24000*	1001
bmdModeNTSCp	720	486	60/1.001	1	60000	1001
bmdModePAL	720	576	25	2	25000	1000
bmdModePALp	720	576	50	1	50000	1000
bmdModeHD720p50	1280	720	50	1	50000	1000
bmdModeHD720p5994	1280	720	60/1.001	1	60000	1001
bmdModeHD720p60	1280	720	60	1	60000	1000
bmdModeHD1080p2398	1920	1080	24/1.001	1	24000	1001
bmdModeHD1080p24	1920	1080	24	1	24000	1000
bmdModeHD1080p25	1920	1080	25	1	25000	1000
bmdModeHD1080p2997	1920	1080	30/1.001	1	30000	1001
bmdModeHD1080p30	1920	1080	30	1	30000	1000
bmdModeHD1080i50	1920	1080	25	2	25000	1000
bmdModeHD1080i5994	1920	1080	30/1.001	2	30000	1001
bmdModeHD1080i6000	1920	1080	30	2	30000	1000
bmdModeHD1080p50	1920	1080	50	1	50000	1000
bmdModeHD1080p5994	1920	1080	60/1.001	1	60000	1001
bmdModeHD1080p6000	1920	1080	60	1	60000	1000
bmdMode2k2398	2048	1556	24/1.001	1	24000	1001
bmdMode2k24	2048	1556	24	1	24000	1000
bmdMode2k25	2048	1556	25	1	25000	1000
bmdMode2kDCI2398	2048	1080	24/1.001	1	24000	1001

# SECTION 2 DeckLink API

Mode	Width	Height	Frames perSecond	Fields per Frame	Suggested Time Scale	Display Duration
bmdMode2kDCI24	2048	1080	24	1	24000	1000
bmdMode2kDCI25	2048	1080	25	1	25000	1000
bmdMode4K2160p2398	3840	2160	24/1.001	1	24000	1001
bmdMode4K2160p24	3840	2160	24	1	24000	1000
bmdMode4K2160p25	3840	2160	25	1	25000	1000
bmdMode4K2160p2997	3840	2160	30/1.001	1	30000	1001
bmdMode4K2160p30	3840	2160	30	1	30000	1000
bmdMode4K2160p50	3840	2160	50	1	50000	1000
bmdMode4K2160p5994	3840	2160	60/1.001	1	60000	1001
bmdMode4K2160p60	3840	2160	60	1	60000	1000
bmdMode4kDCI2398	4096	2160	24/1.001	1	24000	1001
bmdMode4kDCI24	4096	2160	24	1	24000	1000
bmdMode4kDCI25	4096	2160	25	1	25000	1000

**Note:** bmdModeNTSC2398 mode will be played out on the SDI output with a frame rate of 29.97 frames per second with 3:2 pull down.

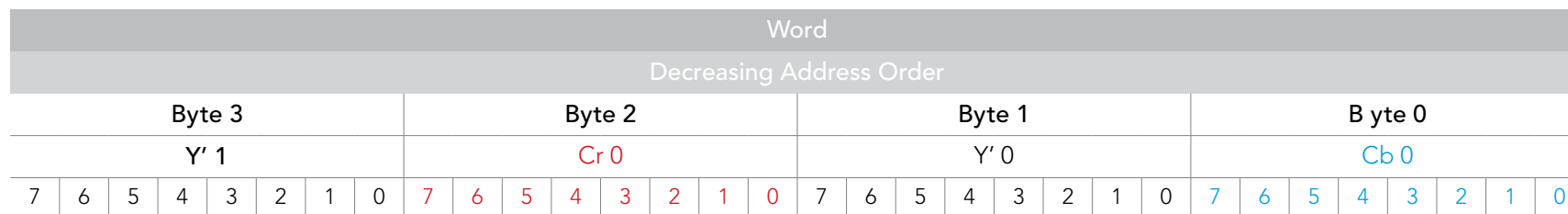
Some cards may not support all of these modes.

## 2.7.4 Pixel Formats

**BMDPixelFormat** enumerates the pixel formats supported for output and input.

**bmdFormat8BitYUV** : 'UYVY' 4:2:2 Representation

Four 8-bit unsigned components (CCIR 601) are packed into one 32-bit **little-endian** word.



`int framesize`      =       $(\text{Width} * 16 / 8) * \text{Height}$   
                          =       $\text{rowbytes} * \text{Height}$

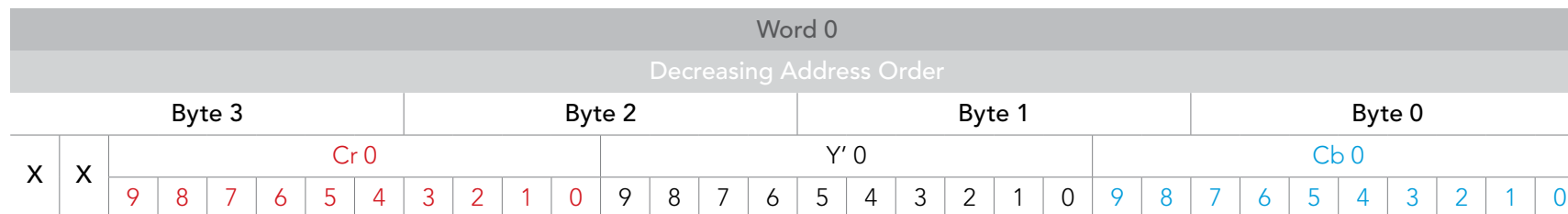
In this format, two pixels fit into 32 bits or 4 bytes, so one pixel fits into 16 bits or 2 bytes.

For the row bytes calculation, the image width is multiplied by the number of bytes per pixel.

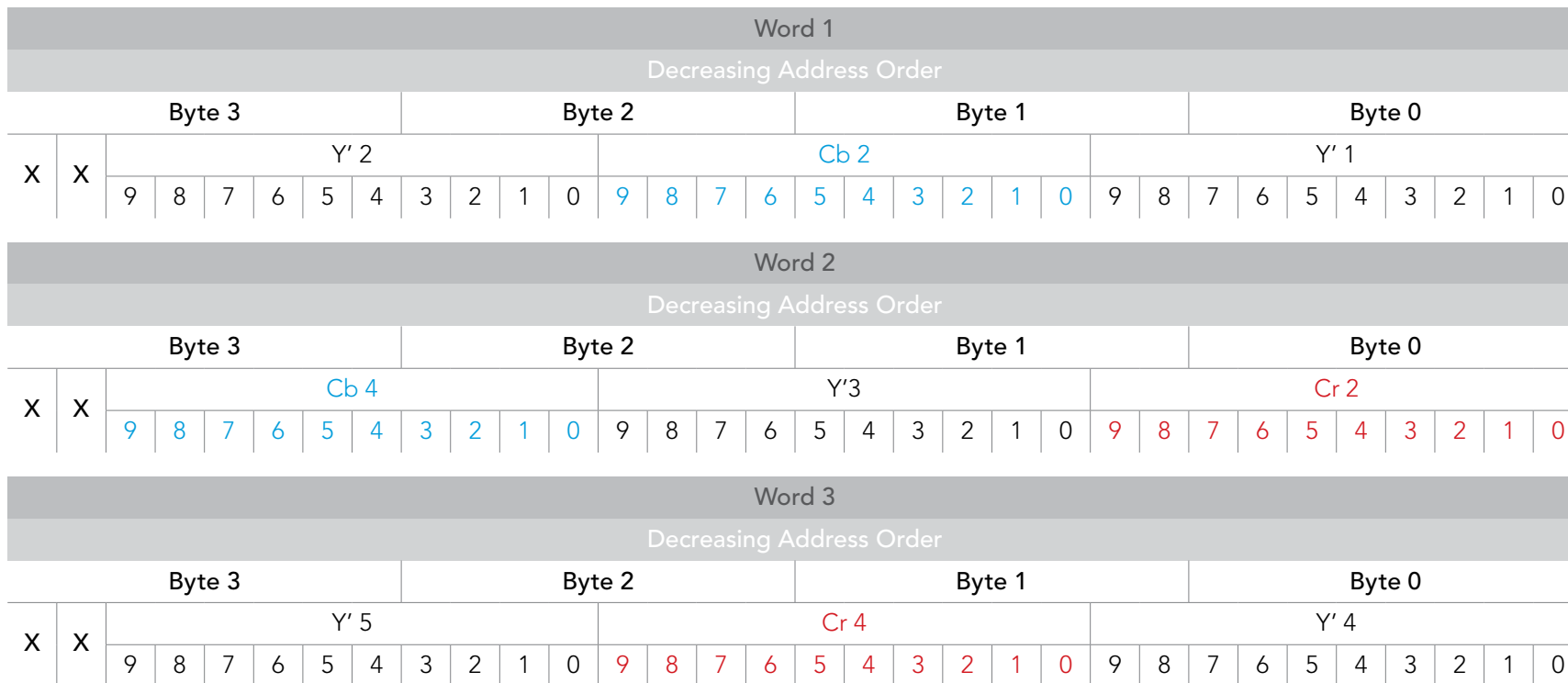
For the frame size calculation, the row bytes are simply multiplied by the number of rows in the frame.

**bmdFormat10BitYUV** : 'v210' 4:2:2 Representation

Twelve 10-bit unsigned components are packed into four 32-bit **little-endian** words.



# SECTION 2 DeckLink API



**int** framesize      =      ((Width + 47) / 48) \* 128 \* Height  
                          =      rowbytes \* Height

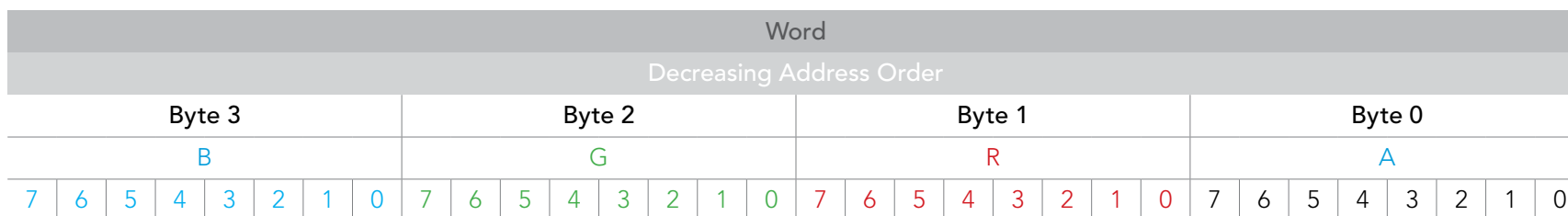
In this format, each line of video must be aligned on a 128 byte boundary. Six pixels fit into 16 bytes so 48 pixels fit in 128 bytes.  
 For the row bytes calculation the image width is rounded to the nearest 48 pixel boundary and multiplied by 128.  
 For the frame size calculation the row bytes are simply multiplied by the number of rows in the frame.

# SECTION 2 DeckLink API

**bmdFormat8BitARGB** : ARGB (or ARGB32) 4:4:4:4 raw

Four 8-bit unsigned components are packed into one 32-bit little-endian word.

Alpha channel is valid.



**int** framesize = (Width \* 32 / 8) \* Height

= rowbytes \* Height

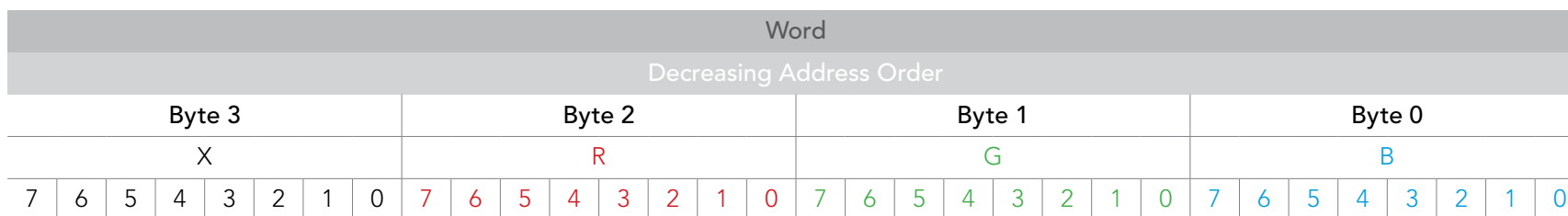
In this format, each pixel fits into 32 bits or 4 bytes. For the row bytes calculation the image width is multiplied by the number of bytes per pixel.

For the frame size calculation, the row bytes are simply multiplied by the number of rows in the frame.

**bmdFormat8BitBGRA** : BGRA (or RGB32) 4:4:4:x raw

Four 8-bit unsigned components are packed into one 32-bit little-endian word.

The alpha channel may be valid.



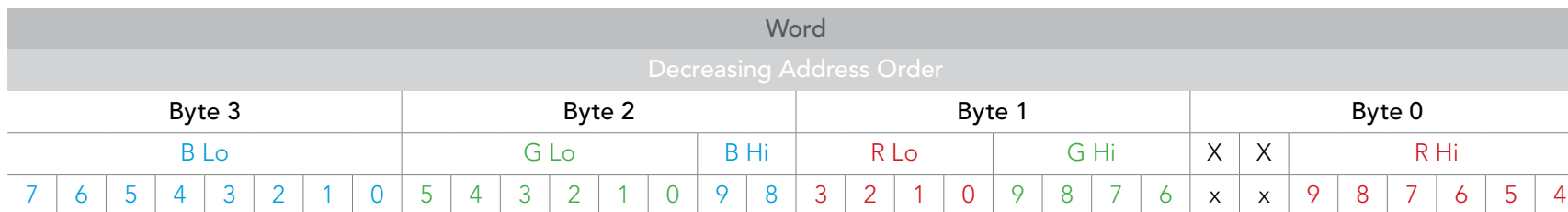
## SECTION 2 DeckLink API

```
int framesize    = (Width * 32 / 8) * Height
                = rowbytes * Height
```

In this format, each pixel fits into 32 bits or 4 bytes. For the row bytes calculation, the image width is multiplied by the number of bytes per pixel. For the frame size calculation, the row bytes are simply multiplied by the number of rows in the frame.

**bmdFormat10BitRGB** : 'r210' 4:4:4 raw

Three 10-bit unsigned components are packed into one 32-bit big-endian word.



```
int framesize    = ((Width + 63) / 64) * 256 * Height
                = rowbytes * Height
```

In this format each line of video must be aligned a 256 byte boundary. One pixel fits into 4 bytes so 64 pixels fit into 256 bytes.

For the row bytes calculation, the image width is rounded to the nearest 64 pixel boundary and multiplied by 256.

For the frame size calculation, the row bytes are simply multiplied by the number of rows in the frame.

**bmdFormat12BitRGB** : 'R12B'

Big-endian RGB 12-bit per component with full range (0-4095). Packed as 12-bit per component.

This 12-bit pixel format is compatible with SMPTE 268M Digital Moving-Picture Exchange version 1, Annex C, Method C4 packing.

```
int framesize    = ((Width * 36) / 8) * Height
                = rowbytes * Height
```

In this format, 8 pixels fit into 36 bytes.



# SECTION 2 DeckLink API

Word 0																															
Decreasing Address Order																															
Byte 3								Byte 2								Byte 1								Byte 0							
B0								G0								G0				R0				R0							
7	6	5	4	3	2	1	0	11	10	9	8	7	6	5	4	3	2	1	0	11	10	9	8	7	6	5	4	3	2	1	0

Word 1																															
Decreasing Address Order																															
Byte 3								Byte 2								Byte 1								Byte 0							
B1				G1				G1								R1								R1				B0			
3	2	1	0	11	10	9	8	7	6	5	4	3	2	1	0	11	10	9	8	7	6	5	4	3	2	1	0	11	10	9	8

Word 2																															
Decreasing Address Order																															
Byte 3								Byte 2								Byte 1								Byte 0							
G2								G2				R2				R2								B1							
11	10	9	8	7	6	5	4	3	2	1	0	11	10	9	8	7	6	5	4	3	2	1	0	11	10	9	8	7	6	5	4

Word 3																															
Decreasing Address Order																															
Byte 3								Byte 2								Byte 1								Byte 0							
G3								R3								R3				B2				B2							
7	6	5	4	3	2	1	0	11	10	9	8	7	6	5	4	3	2	1	0	11	10	9	8	7	6	5	4	3	2	1	0

# SECTION 2 DeckLink API

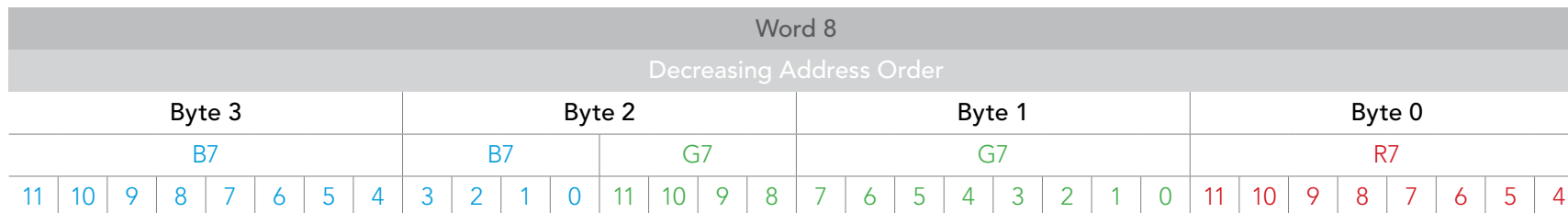
Word 4																															
Decreasing Address Order																															
Byte 3								Byte 2								Byte 1								Byte 0							
G4				R4				R4								B3								B3				G3			
3	2	1	0	11	10	9	8	7	6	5	4	3	2	1	0	11	10	9	8	7	6	5	4	3	2	1	0	11	10	9	8

Word 5																															
Decreasing Address Order																															
Byte 3								Byte 2								Byte 1								Byte 0							
R5								R5				B4				B4								G4							
11	10	9	8	7	6	5	4	3	2	1	0	11	10	9	8	7	6	5	4	3	2	1	0	11	10	9	8	7	6	5	4

Word 6																															
Decreasing Address Order																															
Byte 3								Byte 2								Byte 1								Byte 0							
R6								B5								B5				G5				G5							
7	6	5	4	3	2	1	0	11	10	9	8	7	6	5	4	3	2	1	0	11	10	9	8	7	6	5	4	3	2	1	0

Word 7																															
Decreasing Address Order																															
Byte 3								Byte 2								Byte 1								Byte 0							
R7				B6				B6								G6								G6				R6			
3	2	1	0	11	10	9	8	7	6	5	4	3	2	1	0	11	10	9	8	7	6	5	4	3	2	1	0	11	10	9	8

# SECTION 2 DeckLink API



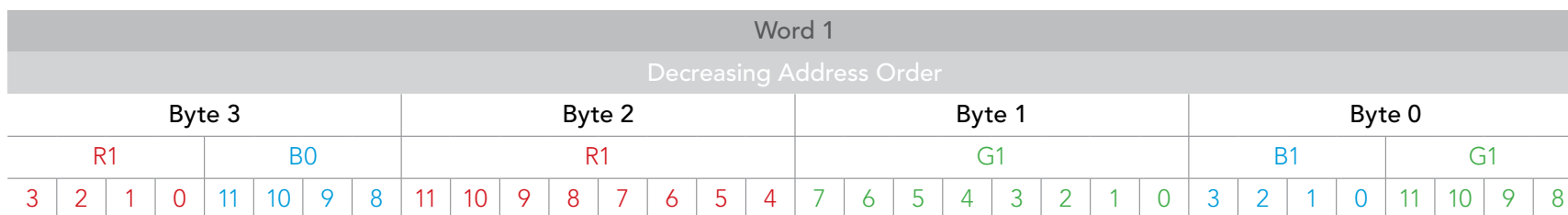
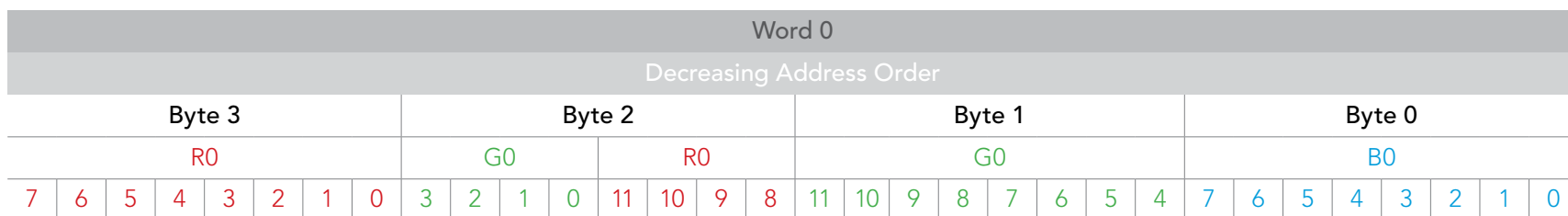
**bmdFormat12BitRGBLE** : 'R12L'

Little-endian RGB 12-bit per component with full range (0-4095). Packed as 12-bit per component.

This 12-bit pixel format is compatible with SMPTE 268M Digital Moving-Picture Exchange version 1, Annex C, Method C4 packing.

**int** framesize = ((Width \* 36) / 8) \* Height  
 = rowbytes \* Height

In this format, 8 pixels fit into 36 bytes.



# SECTION 2 DeckLink API

Word 2																															
Decreasing Address Order																															
Byte 3								Byte 2								Byte 1								Byte 0							
B1								R2								G2				R2				G2							
11	10	9	8	7	6	5	4	7	6	5	4	3	2	1	0	3	2	1	0	11	10	9	8	11	10	9	8	7	6	5	4

Word 3																															
Decreasing Address Order																															
Byte 3								Byte 2								Byte 1								Byte 0							
B2								R3				B2				R3								G3							
7	6	5	4	3	2	1	0	3	2	1	0	11	10	9	8	11	10	9	8	7	6	5	4	7	6	5	4	3	2	1	0

Word 4																															
Decreasing Address Order																															
Byte 3								Byte 2								Byte 1								Byte 0							
B3				G3				B3								R4								G4				R4			
3	2	1	0	11	10	9	8	11	10	9	8	7	6	5	4	7	6	5	4	3	2	1	0	3	2	1	0	11	10	9	8

Word 5																															
Decreasing Address Order																															
Byte 3								Byte 2								Byte 1								Byte 0							
G4								B4								R5				B4				R5							
11	10	9	8	7	6	5	4	7	6	5	4	3	2	1	0	3	2	1	0	11	10	9	8	11	10	9	8	7	6	5	4

# SECTION 2 DeckLink API

Word 6																															
Decreasing Address Order																															
Byte 3								Byte 2								Byte 1								Byte 0							
G5								B5				G5				B5								R6							
7	6	5	4	3	2	1	0	3	2	1	0	11	10	9	8	11	10	9	8	7	6	5	4	7	6	5	4	3	2	1	0

Word 7																															
Decreasing Address Order																															
Byte 3								Byte 2								Byte 1								Byte 0							
G6				R6				G6								B6								R7				B6			
3	2	1	0	11	10	9	8	11	10	9	8	7	6	5	4	7	6	5	4	3	2	1	0	3	2	1	0	11	10	9	8

Word 8																															
Decreasing Address Order																															
Byte 3								Byte 2								Byte 1								Byte 0							
R7								G7								B7				G7				B7							
11	10	9	8	7	6	5	4	7	6	5	4	3	2	1	0	3	2	1	0	11	10	9	8	11	10	9	8	7	6	5	4

**bmdFormat10BitRGBXLE** : 'R10I' 4:4:4 raw

Three 10-bit unsigned components are packed into one 32-bit little-endian word.

Word																															
Decreasing Address Order																															
Byte 3								Byte 2								Byte 1								Byte 0							
R								R				G				G				B				B							
9	8	7	6	5	4	3	2	1	0	9	8	7	6	5	4	3	2	1	0	9	8	7	6	5	4	3	2	1	0	x	x

## SECTION 2 DeckLink API

```
int framesize    = ((Width + 63) / 64) * 256 * Height
                  = rowbytes * Height
```

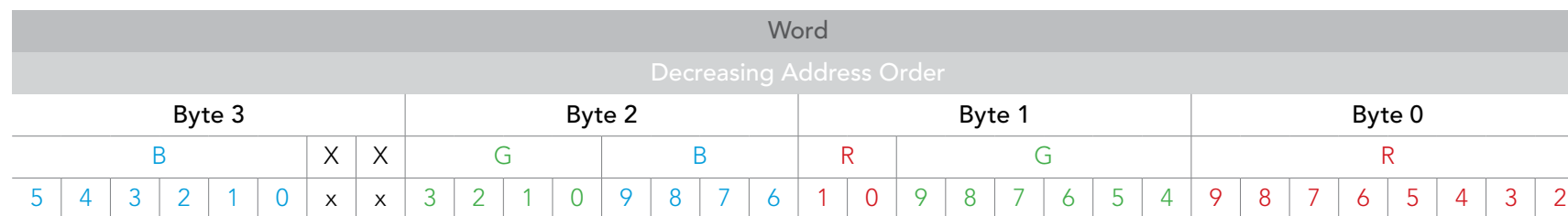
In this format each line of video must be aligned a 256 byte boundary. One pixel fits into 4 bytes so 64 pixels fit into 256 bytes.

For the row bytes calculation, the image width is rounded to the nearest 64 pixel boundary and multiplied by 256.

For the frame size calculation, the row bytes are simply multiplied by the number of rows in the frame.

**bmdFormat10BitRGBX** : 'R10b' 4:4:4 raw

Three 10-bit unsigned components are packed into one 32-bit big-endian word.



```
int framesize    = ((Width + 63) / 64) * 256 * Height
                  = rowbytes * Height
```

In this format each line of video must be aligned a 256 byte boundary. One pixel fits into 4 bytes so 64 pixels fit into 256 bytes.

For the row bytes calculation, the image width is rounded to the nearest 64 pixel boundary and multiplied by 256.

For the frame size calculation, the row bytes are simply multiplied by the number of rows in the frame.

**bmdFormatH265** : 'hev1'

This pixel format represents compressed H.265 encoded video data.

This pixel format is compatible with ITU-T H.265 High Efficiency Video Coding.

**bmdFormatDNxHR** : 'AVdh'

This pixel format represents compressed DNxHR encoded video data.

## 2.7.5 Field Dominance

<b>BMDFieldDominance</b>	Enumerates settings applicable to video fields.
<b>bmdUnknownFieldDominance</b>	Indeterminate field dominance.
<b>bmdLowerFieldFirst</b>	The first frame starts with the lower field (the second-from-the-top scan line).
<b>bmdUpperFieldFirst</b>	The first frame starts with the upper field (the top scan line).
<b>bmdProgressiveFrame</b>	A complete frame containing all scan lines.
<b>bmdProgressiveSegmentedFrame</b>	A progressive frame encoded as a PsF (See <b>IDeckLinkDisplayMode::GetFieldDominance</b> for details)

## 2.7.6 Frame Flags

**BMDFrameFlags** enumerates a set of flags applicable to a video frame.

<b>bmdFrameFlagDefault</b>	No other flags applicable.
<b>bmdFrameFlagFlipVertical</b>	Frame should be flipped vertically on output
<b>bmdFrameHasNoInputSource</b>	No input source was detected – frame is invalid
<b>bmdFrameContainsHDRMetadata</b>	Frame contains HDR metadata (See <b>IDeckLinkVideoFrameMetadataExtensions</b> )

## 2.7.7 Video Input Flags

**BMDVideoInputFlags** enumerates a set of flags applicable to video input.

<b>bmdVideoInputFlagDefault</b>	No other flags applicable
<b>bmdVideoInputEnableFormatDetection</b>	Enable video input mode detection. (See <b>IDeckLinkInputCallback::VideoInputFormatChanged</b> for details)
<b>bmdVideoInputDualStream3D</b>	Set the DeckLink device to capture the 3D mode version of the selected <b>BMDDisplayMode</b> display mode.

## 2.7.8 Video Output Flags

**BMDVideoOutputFlags** enumerates flags which control the output of video data.

<b>bmdVideoOutputFlagDefault</b>	No flags applicable.
<b>bmdVideoOutputRP188</b>	Output RP188 timecode. If supplied see: <b>IDeckLinkMutableVideoFrame::SetTimecode</b>
<b>bmdVideoOutputVANC</b>	Output VANC data. If supplied see: <b>IDeckLinkMutableVideoFrame::SetAncillaryData</b>
<b>bmdVideoOutputVITC</b>	Output VITC timecode data. If supplied see: <b>IDeckLinkMutableVideoFrame::SetTimecode</b>
<b>bmdVideoOutputDualStream3D</b>	Set the DeckLink device to output the 3D version of the selected <b>BMDDisplayMode</b> display mode.

## 2.7.9 Output Frame Completion Results Flags

**BMDOutputFrameCompletionResult** enumerates the possible frame output completion statuses.

<b>bmdOutputFrameCompleted</b>	Frame was displayed normally
<b>bmdOutputFrameDisplayedLate</b>	Frame was displayed late
<b>bmdOutputFrameDropped</b>	Frame was dropped
<b>bmdOutputFrameFlushed</b>	Frame was flushed

Frames are “flushed” when they have been scheduled but are no longer needed due to an action initiated by the API user e.g. a speed or direction change. If frame scheduling falls behind frame output, the hardware will output the least late frame available. When this happens, the frame will receive a completion status of “displayed late”. Frames that are never displayed due to a less late frame being available will receive a completion status of “dropped”.



## 2.7.10 Frame preview format

**BMD3DPreviewFormat** enumerates the dual preview formats available for the DeckLink screen preview.

The OpenGL based preview format can be set using **IDeckLinkGLScreenPreviewHelper::SetLinkedFramePreviewFormat**.

The DirectX based preview format can be set using **IDeckLinkDX9ScreenPreviewHelper::Set3DPreviewFormat**.

<b>bmd3DPreviewFormatDefault</b>	Preview frames in the default top-bottom format.
<b>bmd3DPreviewFormatLeftOnly</b>	Preview the left eye frame only.
<b>bmd3DPreviewFormatRightOnly</b>	Preview the right eye frame only.
<b>bmd3DPreviewFormatSideBySide</b>	Preview the frames frame in side by side format
<b>bmd3DPreviewFormatTopBottom</b>	Preview the frames in top-bottom format.

## 2.7.11 Video IO Support

**BMDVideoIOSupport** enumerates the capture and playback capabilities of a device.

<b>bmdDeviceSupportsCapture</b>	The DeckLink device supports capture operations.
<b>bmdDeviceSupportsPlayback</b>	The DeckLink device supports playback operation.

## 2.7.12 Video Connection Modes

**BMDVideoConnection** enumerates the possible video connection interfaces.

<b>bmdVideoConnectionSDI</b>	SDI video connection
<b>bmdVideoConnectionHDMI</b>	HDMI video connection
<b>bmdVideoConnectionOpticalSDI</b>	Optical SDI connection
<b>bmdVideoConnectionComponent</b>	Component video connection
<b>bmdVideoConnectionComposite</b>	Composite video connection
<b>bmdVideoConnectionSVideo</b>	S-Video connection

## SECTION 2 DeckLink API

### 2.7.13 Link Configuration

**BMDLinkConfiguration** enumerates the SDI video link configuration on a DeckLink device.

<b>bmdLinkConfigurationSingleLink</b>	A single link video connection. A single video stream uses one connector.
<b>bmdLinkConfigurationDualLink</b>	A dual-link video connection. A single video stream uses two connectors.
<b>bmdLinkConfigurationQuadLink</b>	A quad-link video connection. A single video stream uses four connectors.

### 2.7.14 Audio Sample Rates

**BMDAudioSampleRate** enumerates the possible audio sample rates.

<b>bmdAudioSampleRate48kHz</b>	48 kHz sample rate
--------------------------------	--------------------

### 2.7.15 Audio Sample Types

**BMDAudioSampleType** enumerates the possible audio sample types.

<b>bmdAudioSampleType16bitInteger</b>	16 bit audio sample
<b>bmdAudioSampleType32bitInteger</b>	32 bit audio sample

2.7.16

DeckLink Information ID

**BMDDeckLinkAPIInformationID** enumerates a set of information details which may be queried (see **IDeckLinkAPIInformation** Interface for details).

Name	Type	Description								
BMDDeckLinkAPIVersion	String	The user viewable API version number. This allocated string must be freed by the caller when no longer required.								
BMDDeckLinkAPIVersion	Int	<div>The API version number. Format:</div> <div>Word</div> <div>Decreasing Address Order</div> <table><tr><td>Byte 4</td><td>Byte 3</td><td>Byte 2</td><td>Byte 1</td></tr><tr><td>Major Version</td><td>Minor Version</td><td>Sub Version</td><td>Extra</td></tr></table>	Byte 4	Byte 3	Byte 2	Byte 1	Major Version	Minor Version	Sub Version	Extra
Byte 4	Byte 3	Byte 2	Byte 1							
Major Version	Minor Version	Sub Version	Extra							

## 2.7.17 DeckLink Attribute ID

**BMDDeckLinkAttributeID** enumerates a set of attributes of a DeckLink device which may be queried (see **IDeckLinkAttributes** Interface for details).

Name	Type	Description
<b>BMDDeckLinkSupportsInternalKeying</b>	Flag	True if internal keying is supported on this device.
<b>BMDDeckLinkSupportsExternalKeying</b>	Flag	True if external keying is supported on this device.
<b>BMDDeckLinkSupportsHDKeying</b>	Flag	True if HD keying is supported on this device.
<b>BMDDeckLinkSerialPortDeviceName</b>	String	The operating system name of the RS422 serial port on this device. This allocated string must be freed by the caller when no longer required.
<b>BMDDeckLinkMaximumAudioChannels</b>	Int	The maximum number of embedded audio channels on digital connections supported by this device.
<b>BMDDeckLinkMaximumAnalogAudioChannels</b>	Int	The maximum number of analog audio channels supported by this device.
<b>BMDDeckLinkSupportsInputFormatDetection</b>	Flag	True if input format detection is supported on this device.
<b>BMDDeckLinkHasReferenceInput</b>	Flag	True if the DeckLink device has a genlock reference source input connector.
<b>BMDDeckLinkHasSerialPort</b>	Flag	True if device has a serial port.
<b>BMDDeckLinkNumberOfSubDevices</b>	Int	Some DeckLink hardware devices contain multiple independent sub-devices. This attribute will be equal to one for most devices, or two or more on a card with multiple sub-devices (eg DeckLink Duo).
<b>BMDDeckLinkSubDeviceIndex</b>	Int	Some DeckLink hardware devices contain multiple independent sub-devices. This attribute indicates the index of the sub-device, starting from zero.
<b>BMDDeckLinkVideoOutputConnections</b>	Int	The video output connections supported by the hardware (see <b>BMDVideoConnection</b> for more details). Multiple video output connections can be active simultaneously.

## SECTION 2 DeckLink API

Name	Type	Description
<b>BMDDeckLinkAudioOutputConnections</b>	Int	<p>The audio output connections supported by the hardware (see <b>BMDAudioConnection</b> for more details).</p> <p>Multiple audio output connections can be active simultaneously. Devices with one or more types of analog connection will have the <b>bmdAudioConnectionAnalog</b> flag set.</p> <p>Devices with individually selectable XLR/RCA connectors will <i>additionally</i> have the <b>bmdAudioConnectionAnalogXLR</b> and <b>bmdAudioConnectionAnalogRCA</b> flags set.</p>
<b>BMDDeckLinkVideoInputConnections</b>	Int	<p>The video input connections supported by the hardware (see <b>BMDVideoConnection</b> for more details).</p>
<b>BMDDeckLinkAudioInputConnections</b>	Int	<p>The audio input connections supported by the hardware (see <b>BMDAudioConnection</b> for more details).</p>
<b>BMDDeckLinkHasAnalogVideoOutputGain</b>	Flag	True if analog video output gain adjustment is supported on this device.
<b>BMDDeckLinkCanOnlyAdjustOverallVideoOutputGain</b>	Flag	True if only the overall video output gain can be adjusted. In this case, only the luma gain can be accessed with the <b>IDeckLinkConfiguration</b> interface, and it controls all three gains (luma, chroma blue and chroma red).
<b>BMDDeckLinkHasVideoInputAntiAliasingFilter</b>	Flag	True if there is an antialiasing filter on the analog video input of this device.
<b>BMDDeckLinkHasBypass</b>	Flag	True if this device has loop-through bypass function.
<b>BMDDeckLinkVideoInputGainMinimum</b>	Float	The minimum video input gain in dB for this device.
<b>BMDDeckLinkVideoInputGainMaximum</b>	Float	The maximum video input gain in dB for this device.
<b>BMDDeckLinkVideoOutputGainMinimum</b>	Float	The minimum video output gain in dB for this device.
<b>BMDDeckLinkVideoOutputGainMaximum</b>	Float	The maximum video output gain in dB for this device.
<b>BMDDeckLinkSupportsDesktopDisplay</b>	Flag	True if the extended desktop feature is supported on this device and platform.
<b>BMDDeckLinkVideoIOSupport</b>	Int	<p>The capture and/or playback capability of the device. (See <b>BMDVideoIOSupport</b> for more information)</p>
<b>BMDDeckLinkSupportsClockTimingAdjustment</b>	Flag	True if this device supports clock timing adjustment (see <b>bmdDeckLinkConfigClockTimingAdjustment</b> ).
<b>BMDDeckLinkSupportsFullDuplex</b>	Flag	True if the DeckLink device supports capture and playback simultaneously.

## SECTION 2 DeckLink API

Name	Type	Description
<b>BMDDeckLinkPersistentID</b>	Int	A device specific 32 bit unique identifier.
<b>BMDDeckLinkPairedDevicePersistentID</b>	Int	The device specific 32 bit unique identifier of the paired sub-device (If the DeckLink device has paired sub-devices - e.g. the DeckLink Quad 2).
<b>BMDDeckLinkDeviceGroupID</b>	Int	A 32 bit identifier used to group sub-devices belonging to the same DeckLink hardware device. Supported if the sub-device supports <b>BMDDeckLinkPersistentID</b>
<b>BMDDeckLinkTopologicalID</b>	Int	An identifier for DeckLink devices. This feature is supported on a given device if S_OK is returned. The ID will persist across reboots assuming that devices are not disconnected or moved to a different slot.
<b>BMDDeckLinkSupportsFullFrameReferenceInputTimingOffset</b>	Flag	True if the DeckLink device supports genlock offset adjustment wider than +/- 511 pixels (see <b>bmdDeckLinkConfigReferenceInputTimingOffset</b> for more information).
<b>BMDDeckLinkSupportsSMPTELevelAOutput</b>	Flag	True if SMPTE Level A output is supported on this device.
<b>BMDDeckLinkSupportsDualLinkSDI</b>	Flag	True if SDI dual-link is supported on this device.
<b>BMDDeckLinkSupportsQuadLinkSDI</b>	Flag	True if SDI quad-link is supported on this device.
<b>BMDDeckLinkSupportsIdleOutput</b>	Flag	True if this device supports idle output. (see <b>BMDIdleVideoOutputOperation</b> for idle output options).
<b>BMDDeckLinkDeckControlConnections</b>	Int	The deck control connections supported by the hardware (see <b>BMDDeckControlConnection</b> for more information).
<b>BMDDeckLinkMicrophoneInputGainMinimum</b>	Float	The minimum microphone input gain in dB for this device.
<b>BMDDeckLinkMicrophoneInputGainMaximum</b>	Float	The maximum microphone input gain in dB for this device.
<b>BMDDeckLinkDeviceInterface</b>	Int	The active device interface (see <b>BMDDeviceInterface</b> for more information)
<b>BMDDeckLinkHasLTCTimecodeInput</b>	Flag	True if this device has a dedicated LTC input
<b>BMDDeckLinkVendorName</b>	String	Hardware vendor name. Returned as a static string which must not be freed by the caller.
<b>BMDDeckLinkDisplayName</b>	String	The device's display name. See <b>IDeckLink::GetDisplayName</b> .
<b>BMDDeckLinkModeName</b>	String	Hardware Model Name. See <b>IDeckLink::GetModelName</b> .
<b>BMDDeckLinkSupportsDuplexModeConfiguration</b>	Flag	True if the DeckLink device supports duplex mode configuration. See <b>bmdDeckLinkConfigDuplexMode</b> and <b>BMDDuplexMode</b> for more information.
<b>BMDDeckLinkSupportsHDRMetadata</b>	Flag	True if the device supports transport of HDR metadata.

## 2.7.18 DeckLink Configuration ID

**BMDDeckLinkConfigurationID** enumerates the set of configuration settings of a DeckLink device which may be queried or set (see **IDeckLinkConfiguration** Interface for details).

Name	Type	Description
<b>bmdDeckLinkConfigUse1080pNotPsF</b>	Flag	In 1080 or 2K modes use P not PsF if this setting is enabled.
<b>bmdDeckLinkConfigHDMI3DPackingFormat</b>	Int(64)	The 3D packing format setting. See <b>BMDVideo3DPackingFormat</b> for more details.
<b>bmdDeckLinkConfigAnalogAudioConsumerLevels</b>	Flag	If set true the analog audio levels are set to maximum gain on audio input and maximum attenuation on audio output. If set false the selected analog input and output gain levels are used.
<b>bmdDeckLinkConfigFieldFlickerRemoval</b>	Flag	Sets field flicker removal when paused functionality. True if enabled.
<b>bmdDeckLinkConfigHD1080p24ToHD1080i5994Conversion</b>	Flag	True if HD 1080p24 to HD 1080i5994 conversion is enabled.
<b>bmdDeckLinkConfig444SDIVideoOutput</b>	Flag	True if 444 video output is enabled.
<b>bmdDeckLinkConfigBlackVideoOutputDuringCapture</b>	Flag	True if black output during capture is enabled. This feature is only supported on legacy DeckLink devices.
<b>bmdDeckLinkConfigReferenceInputTimingOffset</b>	Int(64)	Adjust genlock timing pixel offset. If the device supports wide genlock offset adjustment (see <b>BMDDeckLinkSupportsFullFrameReferenceInputTimingOffset</b> attribute) then the supported range is between +/- half the count of total pixels in the video frame. Otherwise the supported range is +/- 511.
<b>bmdDeckLinkConfigCapturePassThroughMode</b>	Int(64)	The capture pass through mode specifies how the monitoring video output is generated while capture is in progress. See <b>BMDDeckLinkCapturePassthroughMode</b> for the available modes.
<b>bmdDeckLinkConfigVideoOutputConnection</b>	Int(64)	The output video connection. See <b>BMDVideoConnection</b> for more details. Enabling video output on one connection will enable output on other available output connections which are compatible. The status of active output connection can be queried with this setting. Multiple video output connections can be active simultaneously. When querying the enabled video outputs, the returned integer is a bitmask of <b>BMDVideoConnection</b> where the corresponding bit is set for each active output connection. When setting active video outputs, only one video output connection can be enabled per call, ie, the integer argument must refer to a single video output connection. Enabling multiple output connections simultaneously requires multiple calls.

# SECTION 2 DeckLink API

Name	Type	Description
<b>bmdDeckLinkConfigVideoOutputConversionMode</b>	Int(64)	Settings for video output conversion. The possible output modes are enumerated by <b>BMDVideoOutputConversionMode</b> .
<b>bmdDeckLinkConfigAnalogVideoOutputFlags</b>	Int(64)	Settings for analog video output. <b>BMDAnalogVideoFlags</b> enumerates the available analog video flags.
<b>bmdDeckLinkConfigVideoInputConnection</b>	Int(64)	The input video connection. Only one video input connection can be active at a time. See <b>BMDVideoConnection</b> for more details.
<b>bmdDeckLinkConfigAnalogVideoInputFlags</b>	Int(64)	The analog video input flags. See <b>BMDAnalogVideoFlags</b> for more details.
<b>bmdDeckLinkConfigVideoInputConversionMode</b>	Int(64)	The video input conversion mode. See <b>BMDVideoInputConversionMode</b> for more details.
<b>bmdDeckLinkConfig32PulldownSequenceInitialTimecodeFrame</b>	Int(64)	The A-frame setting for NTSC 23.98, which is used to appropriately adjust the timecode. The frame setting range is between 0 and 29.
<b>bmdDeckLinkConfigVANCSourceLine1Mapping</b>	Int(64)	The configuration of up to three lines of VANC to be transferred to or from the active picture on capture or output. The acceptable range is between 0 and 30. A value of 0 will disable the capture of that line.
<b>bmdDeckLinkConfigVANCSourceLine2Mapping</b>		The acceptable range is between 0 and 30. A value of 0 will disable the capture of the line.
<b>bmdDeckLinkConfigVANCSourceLine3Mapping</b>		The acceptable range is between 0 and 30. A value of 0 will disable the capture of the line.
<b>bmdDeckLinkConfigAudioInputConnection</b>	Int(64)	The configuration of the audio input connection. See <b>BMDAudioConnection</b> for more details.
<b>bmdDeckLinkConfigAnalogAudioInputScaleChannel1</b> <b>bmdDeckLinkConfigAnalogAudioInputScaleChannel2</b> <b>bmdDeckLinkConfigAnalogAudioInputScaleChannel3</b> <b>bmdDeckLinkConfigAnalogAudioInputScaleChannel4</b>	Float	The analog audio input scale in dB. The supported range is between -12.00 and 12.00.
<b>bmdDeckLinkConfigDigitalAudioInputScale</b>	Float	The digital audio input scale in dB. The acceptable range is between -12.00 and 12.00.
<b>bmdDeckLinkConfigAudioOutputAESAnalogSwitch</b>	Int(64)	The AES / analog audio output selection switch. This is applicable only to cards that support switchable analog audio outputs.



## SECTION 2 DeckLink API

Name	Type	Description
<b>bmdDeckLinkConfigAnalogAudioOutputScaleChannel1</b> <b>bmdDeckLinkConfigAnalogAudioOutputScaleChannel2</b> <b>bmdDeckLinkConfigAnalogAudioOutputScaleChannel3</b> <b>bmdDeckLinkConfigAnalogAudioOutputScaleChannel4</b>	Float	The analog audio output scale in dB. The acceptable range is between -12.00 and 12.00.
<b>bmdDeckLinkConfigDigitalAudioOutputScale</b>	Float	The digital audio output scale in dB. The acceptable range is between -12.00 and 12.00.
<b>bmdDeckLinkConfigDownConversionOnAllAnalogOutput</b>	Flag	Enable down conversion on all analog outputs.
<b>bmdDeckLinkConfigSMPTELevelAOutput</b>	Flag	Enable SMPTE level A output.
<b>bmdDeckLinkConfigDeviceInformationLabel</b>	string	Set the label of the device. This can only be set if the device has a persistent ID. This information will be saved onto the local machine but not onto the device. This information will also appear in Product Notes section of the Desktop Video Utility.
<b>bmdDeckLinkConfigDeviceInformationSerialNumber</b>	string	Set the serial number of the device. This can only be set if the device has a persistent ID. This information will be saved onto the local machine but not onto the device. This information will also appear in Product Notes section of the Desktop Video Utility.
<b>bmdDeckLinkConfigDeviceInformationCompany</b>	string	Set the device's seller name. This can only be set if the device has a persistent ID. This information will be saved onto the local machine but not onto the device. This information will also appear in Product Notes section of the Desktop Video Utility.
<b>bmdDeckLinkConfigDeviceInformationPhone</b>	string	Set the device's seller phone number. This can only be set if the device has a persistent ID. This information will be saved onto the local machine but not onto the device. This information will also appear in Product Notes section of the Desktop Video Utility.
<b>bmdDeckLinkConfigDeviceInformationEmail</b>	string	Set the device's seller email address. This can only be set if the device has a persistent ID. This information will be saved onto the local machine but not onto the device. This information will also appear in Product Notes section of the Desktop Video Utility.
<b>bmdDeckLinkConfigDeviceInformationDate</b>	string	Set the device's purchase date. This can only be set if the device has a persistent ID. This information will be saved onto the local machine but not onto the device. This information will also appear in Product Notes section of the Desktop Video Utility.
<b>bmdDeckLinkConfigVideoOutputIdleOperation</b>	Int(64)	Video output idle control. See <b>BMDIdleVideoOutputOperation</b> for more details.

## SECTION 2 DeckLink API

Name	Type	Description
<b>bmdDeckLinkConfigSwapSerialRxTx</b>	Flag	If set to true, the Rx and Tx lines of the RS422 port on the DeckLink device will be swapped.
<b>bmdDeckLinkConfigBypass</b>	Int(64)	The state of the bypass feature. This parameter can be set to a value of -1 for normal operation or zero to bypass the card. A timeout of up to 65 seconds may be specified in milliseconds. If the timeout is reached without the parameter being reset, the card will be bypassed automatically. The actual timeout will be approximately the time requested.
<b>bmdDeckLinkConfigClockTimingAdjustment</b>	Int(64)	Clock frequency adjustment for fine output control. The acceptable range is from -127 to 127 PPM (Parts Per Million).
<b>bmdDeckLinkConfigVideoInputScanning</b>	Flag	The video input connector scanning on the H.264 Pro Recorder. True if enabled.
<b>bmdDeckLinkConfigUseDedicatedLTCInput</b>	Flag	Use the timecode from the LTC input rather than from the SDI stream.
<b>bmdDeckLinkConfigDefaultVideoOutputMode</b>	Int(64)	The default video output mode. The <b>bmdDeckLinkConfigDefaultVideoOutputModeFlags</b> must be set for 3D video modes before using this setting. See <b>BMDDisplayMode</b> for more details.
<b>bmdDeckLinkConfigDefaultVideoOutputModeFlags</b>	Int(64)	The default video output mode 2D or 3D flag setting. See <b>bmdVideoOutputFlagDefault</b> and <b>bmdVideoOutputDualStream3D</b> for more details.
<b>bmdDeckLinkConfigSDIOutputLinkConfiguration</b>	Int(64)	The SDI link configuration for a single output video stream. See <b>BMDLinkConfiguration</b> for more information.
<b>bmdDeckLinkConfigVideoOutputComponentLumaGain</b>	Float	The component video output luma gain in dB. The accepted range can be determined by using the <b>BMDDeckLinkVideoOutputGainMinimum</b> and <b>BMDDeckLinkVideoOutputGainMaximum</b> attributes with <b>IDeckLinkAttributes</b> interface.
<b>bmdDeckLinkConfigVideoOutputComponentChromaBlueGain</b>	Float	The component video output chroma blue gain in dB. The accepted range can be determined by using the <b>BMDDeckLinkVideoOutputGainMinimum</b> and <b>BMDDeckLinkVideoOutputGainMaximum</b> attributes with <b>IDeckLinkAttributes</b> interface.
<b>bmdDeckLinkConfigVideoOutputComponentChromaRedGain</b>	Float	The component video output chroma red gain in dB. The accepted range can be determined by using the <b>BMDDeckLinkVideoOutputGainMinimum</b> and <b>BMDDeckLinkVideoOutputGainMaximum</b> attributes with <b>IDeckLinkAttributes</b> interface.

# SECTION 2 DeckLink API

Name	Type	Description
<b>bmdDeckLinkConfigVideoOutputCompositeLumaGain</b>	Float	The composite video output luma gain in dB. The accepted range can be determined by using the <b>BMDDeckLinkVideoOutputGainMinimum</b> and <b>BMDDeckLinkVideoOutputGainMaximum</b> attributes with <b>IDeckLinkAttributes</b> interface.
<b>bmdDeckLinkConfigVideoOutputCompositeChromaGain</b>	Float	The composite video output chroma gain in dB. The accepted range can be determined by using the <b>BMDDeckLinkVideoOutputGainMinimum</b> and <b>BMDDeckLinkVideoOutputGainMaximum</b> attributes with <b>IDeckLinkAttributes</b> interface.
<b>bmdDeckLinkConfigVideoOutputSVideoLumaGain</b>	Float	The s-video output luma gain in dB. The accepted range can be determined by using the <b>BMDDeckLinkVideoOutputGainMinimum</b> and <b>BMDDeckLinkVideoOutputGainMaximum</b> attributes with <b>IDeckLinkAttributes</b> interface.
<b>bmdDeckLinkConfigVideoOutputSVideoChromaGain</b>	Float	The s-video output chroma gain in dB. The accepted range can be determined by using the <b>BMDDeckLinkVideoOutputGainMinimum</b> and <b>BMDDeckLinkVideoOutputGainMaximum</b> attributes with <b>IDeckLinkAttributes</b> interface.
<b>bmdDeckLinkConfigVideoInputComponentLumaGain</b>	Float	The component video input luma gain in dB. The accepted range can be determined by using the <b>BMDDeckLinkVideoInputGainMinimum</b> and <b>BMDDeckLinkVideoInputGainMaximum</b> attributes with <b>IDeckLinkAttributes</b> interface.
<b>bmdDeckLinkConfigVideoInputComponentChromaBlueGain</b>	Float	The component video input chroma blue gain in dB. The accepted range can be determined by using the <b>BMDDeckLinkVideoInputGainMinimum</b> and <b>BMDDeckLinkVideoInputGainMaximum</b> attributes with <b>IDeckLinkAttributes</b> interface.
<b>bmdDeckLinkConfigVideoInputComponentChromaRedGain</b>	Float	The component video input chroma red gain in dB. The accepted range can be determined by using the <b>BMDDeckLinkVideoInputGainMinimum</b> and <b>BMDDeckLinkVideoInputGainMaximum</b> attributes with <b>IDeckLinkAttributes</b> interface.
<b>bmdDeckLinkConfigVideoInputCompositeLumaGain</b>	Float	The composite video input luma gain in dB. The accepted range can be determined by using the <b>BMDDeckLinkVideoInputGainMinimum</b> and <b>BMDDeckLinkVideoInputGainMaximum</b> attributes with <b>IDeckLinkAttributes</b> interface.
<b>bmdDeckLinkConfigVideoInputCompositeChromaGain</b>	Float	The composite video input chroma gain in dB. The accepted range can be determined by using the <b>BMDDeckLinkVideoInputGainMinimum</b> and <b>BMDDeckLinkVideoInputGainMaximum</b> attributes with <b>IDeckLinkAttributes</b> interface.

## SECTION 2 DeckLink API

Name	Type	Description
<b>bmdDeckLinkConfigVideoInputSVideoLumaGain</b>	Float	The s-video input luma gain in dB. The accepted range can be determined by using the <b>BMDDeckLinkVideoInputGainMinimum</b> and <b>BMDDeckLinkVideoInputGainMaximum</b> attributes with <b>IDeckLinkAttributes</b> interface.
<b>bmdDeckLinkConfigVideoInputSVideoChromaGain</b>	Float	The s-video input chroma gain in dB. The accepted range can be determined by using the <b>BMDDeckLinkVideoInputGainMinimum</b> and <b>BMDDeckLinkVideoInputGainMaximum</b> attributes with <b>IDeckLinkAttributes</b> interface.
<b>bmdDeckLinkConfigMicrophonePhantomPower</b>	Flag	If set to true, the Microphone input will provide +48V Phantom Power.
<b>bmdDeckLinkConfigMicrophoneInputGain</b>	Float	The microphone input gain in dB. The acceptable range can be determined via <b>BMDDeckLinkMicrophoneInputGainMinimum</b> and <b>BMDDeckLinkMicrophoneInputGainMaximum</b> . If set to 0dB, the microphone input will be muted.
<b>bmdDeckLinkConfigHeadphoneVolume</b>	Float	Set the headphone volume, acceptable range is between 0.0 (mute), to 1.0 (full volume)
<b>bmdDeckLinkConfigDeckControlConnection</b>	Int(64)	The active RS422 deck control connection. See <b>BMDDeckControlConnection</b> for more information.
<b>bmdDeckLinkConfigSDIInput3DPayloadOverride</b>	Flag	If set to true, the device will capture two genlocked SDI streams with matching video modes as a 3D stream
<b>bmdDeckLinkConfigDuplexMode</b>	Int(64)	The active duplex mode on sub-devices which support duplex mode configuration. See <b>BMDDeckLinkSupportsDuplexModeConfiguration</b> and <b>BMDDuplexMode</b> for more information.

## 2.7.19 Audio Output Stream Type

**BMDAudioOutputStreamType** enumerates the Audio output stream type (see **IDeckLinkOutput::EnableAudioOutput** for details).

<b>bmdAudioOutputStreamContinuous</b>	Audio stream is continuous.
<b>bmdAudioOutputStreamContinuousDontResample</b>	Lock audio sample rate. (not currently supported)
<b>bmdAudioOutputStreamTimestamped</b>	Audio stream is time stamped.

## 2.7.20 Analog Video Flags

**BMDAnalogVideoFlags** enumerates a set of flags applicable to analog video.

### **bmdAnalogVideoFlagCompositeSetup75**

This flag is only applicable to NTSC composite video and sets the black level to 7.5 IRE, which is used in the USA, rather than the default of 0.0 IRE which is used in Japan.

### **bmdAnalogVideoFlagComponentBetacamLevels**

This flag is only applicable to the component analog video levels. It sets the levels of the color difference channels in accordance to the SMPTE standard or boosts them by a factor of 4/3 for the Betacam format.

## 2.7.21 Audio Connection Modes

**BMDAudioConnection** enumerates the possible audio connection interfaces.

<b>bmdAudioConnectionEmbedded</b>	Embedded SDI or HDMI audio connection
<b>bmdAudioConnectionAESEBU</b>	AES/EBU audio connection
<b>bmdAudioConnectionAnalog</b>	Analog audio connection
<b>bmdAudioConnectionAnalogXLR</b>	Analog XLR audio connection
<b>bmdAudioConnectionAnalogRCA</b>	Analog RCA audio connection
<b>bmdAudioConnectionMicrophone</b>	Analog Microphone audio connection
<b>bmdAudioConnectionHeadphones</b>	Analog Headphone audio connection

## 2.7.22 Audio Output Selection switch

**BMDAudioOutputAnalogAESSwitch** enumerates the settings of the audio output Analog / AES switch. Refer to the `IDeckLinkConfiguration` interface to get and set analog / AES switch settings.

<b>bmdAudioOutputSwitchAESEBU</b>	AES / EBU audio output.
<b>bmdAudioOutputSwitchAnalog</b>	Analog audio output.

## 2.7.23 Output Conversion Modes

**BMDVideoOutputConversionMode** enumerates the possible video output conversions.

<b>bmdNoVideoOutputConversion</b>	No video output conversion
<b>bmdVideoOutputLetterboxDownconversion</b>	Down-converted letterbox SD output
<b>bmdVideoOutputAnamorphicDownconversion</b>	Down-converted anamorphic SD output
<b>bmdVideoOutputHD720toHD1080Conversion</b>	HD720 to HD1080 conversion output
<b>bmdVideoOutputHardwareLetterboxDownconversion</b>	Simultaneous output of HD and down-converted letterbox SD
<b>bmdVideoOutputHardwareAnamorphicDownconversion</b>	Simultaneous output of HD and down-converted anamorphic SD
<b>bmdVideoOutputHardwareCenterCutDownconversion</b>	Simultaneous output of HD and center cut SD
<b>bmdVideoOutputHardware720p1080pCrossconversion</b>	The simultaneous output of 720p and 1080p cross-conversion
<b>bmdVideoOutputHardwareAnamorphic720pUpconversion</b>	The simultaneous output of SD and up-converted anamorphic 720p
<b>bmdVideoOutputHardwareAnamorphic1080iUpconversion</b>	The simultaneous output of SD and up-converted anamorphic 1080i
<b>bmdVideoOutputHardwareAnamorphic149To720pUpconversion</b>	The simultaneous output of SD and up-converted anamorphic widescreen aspect ratio 14:9 to 720p.
<b>bmdVideoOutputHardwareAnamorphic149To1080iUpconversion</b>	The simultaneous output of SD and up-converted anamorphic widescreen aspect ratio 14:9 to 1080i.
<b>bmdVideoOutputHardwarePillarbox720pUpconversion</b>	The simultaneous output of SD and up-converted pillarbox 720p
<b>bmdVideoOutputHardwarePillarbox1080iUpconversion</b>	The simultaneous output of SD and up-converted pillarbox 1080i

## 2.7.24 Input Conversion Modes

**BMDVideoInputConversionMode** enumerates the possible video input conversions.

<b>bmdNoVideoInputConversion</b>	No video input conversion
<b>bmdVideoInputLetterboxDownconversionFromHD1080</b>	HD1080 to SD video input down conversion
<b>bmdVideoInputAnamorphicDownconversionFromHD1080</b>	Anamorphic from HD1080 to SD video input down conversion
<b>bmdVideoInputLetterboxDownconversionFromHD720</b>	Letter box from HD720 to SD video input down conversion
<b>bmdVideoInputAnamorphicDownconversionFromHD720</b>	Anamorphic from HD720 to SD video input down conversion
<b>bmdVideoInputLetterboxUpconversion</b>	Letterbox video input up conversion
<b>bmdVideoInputAnamorphicUpconversion</b>	Anamorphic video input up conversion

## 2.7.25 Video Input Format Changed Events

**BMDVideoInputFormatChangedEvents** enumerates the properties of the video input signal format that have changed.

(See **IDeckLinkInputCallback::VideoInputFormatChanged** for details).

<b>bmdVideoInputDisplayModeChanged</b>	Video input display mode has changed (see <b>BMDDisplayMode</b> for details)
<b>bmdVideoInputFieldDominanceChanged</b>	Video input field dominance has changed (see <b>BMDFieldDominance</b> for details)
<b>bmdVideoInputColorspaceChanged</b>	Video input color space has changed (see <b>BMDDetectedVideoInputFormatFlags</b> for details)

## 2.7.26 Detected Video Input Format Flags

**BMDDetectedVideoInputFormatFlags** enumerates the video input signal (See **IDeckLinkInputCallback::VideoInputFormatChanged** for details)

<b>bmdDetectedVideoInputYCbCr422</b>	The video input detected is YCbCr 4:2:2 representation.
<b>bmdDetectedVideoInputRGB444</b>	The video input detected is RGB 4:4:4 representation.
<b>bmdDetectedVideoInputDualStream3D</b>	The video input detected is dual stream 3D video.

## 2.7.27 Capture Pass Through Mode

**BMDDeckLinkCapturePassthroughMode** enumerates whether the video output is electrical connected to the video input or if the clean switching mode is enabled.

**bmdDeckLinkCapturePassthroughModeDirect**

In direct mode the monitoring video output is directly electrically connected to the video input.

**bmdDeckLinkCapturePassthroughModeCleanSwitch**

In clean switch mode, the captured video is played back out the monitoring outputs allowing a clean switch between monitoring and playback if the video modes are compatible. The monitoring output signal is affected by the options specified on capture and some latency is introduced between capture and monitoring.

**bmdDeckLinkCapturePassthroughModeDisabled**

In disabled mode the video input is not displayed out the monitoring outputs, which instead display black frames or the last frame played, dependant on the configuration of the Idle Output setting (see **BMDIdleVideoOutputOperation**).

## 2.7.28 Display Mode Characteristics

**BMDDisplayModeFlags** enumerates the possible characteristics of an **IDeckLinkDisplayMode** object.

**bmdDisplayModeSupports3D**

The 3D equivalent of this display mode is supported by the installed DeckLink device.

**bmdDisplayModeColorspaceRec601**

This display mode uses the Rec. 601 standard for encoding interlaced analogue video signals in digital form.

**bmdDisplayModeColorspaceRec709**

This display mode uses the Rec. 709 standard for encoding high definition video content.

## 2.7.29 Video 3D packing format

The **BMDVideo3DPackingFormat** enumerates standard modes where two frames are packed into one.

**bmdVideo3DPackingSidebySideHalf**

Frames are packed side-by-side as a single stream.



<b>bmdVideo3DPackingLinebyLine</b>	The two eye frames are packed on alternating lines of the source frame.
<b>bmdVideo3DPackingTopAndBottom</b>	The two eye frames are packed into the top and bottom half of the source frame.
<b>bmdVideo3DPackingFramePacking</b>	Frame packing is a standard HDMI 1.4a 3D mode (Top / Bottom full).
<b>bmdVideo3DPackingLeftOnly</b>	Only the left eye frame is displayed.
<b>bmdVideo3DPackingRightOnly</b>	Only the right eye frame is displayed.

## 2.7.30 Display Mode Support

**BMDDisplayModeSupport** enumerates the possible display mode support types.

<b>bmdDisplayModeNotSupported</b>	Display mode is not supported
<b>bmdDisplayModeSupported</b>	Display mode is supported natively
<b>bmdDisplayModeSupportedWithConversion</b>	Display mode is supported with conversion

## 2.7.31 BMDTimecodeFormat

**BMDTimecodeFormat** enumerates the possible video frame timecode formats.

<b>bmdTimecodeRP188VITC1</b>	RP188 VITC1 timecode (DBB1=1) on line 9.
<b>bmdTimecodeRP188VITC2</b>	RP188 VITC2 timecode (DBB1=2) on line 571.
<b>bmdTimecodeRP188LTC</b>	RP188 LTC timecode (DBB1=0) on line 10, or the dedicated LTC input if <b>bmdDeckLinkConfigUseDedicatedLTCInput</b> is true.
<b>bmdTimecodeRP188Any</b>	In capture mode the first valid RP188 timecode will be returned. In playback mode the timecode is set as RP188 VITC1.
<b>bmdTimecodeVITC</b>	VITC timecode field 1.
<b>bmdTimecodeVITCField2</b>	VITC timecode field 2.
<b>bmdTimecodeSerial</b>	Serial timecode.

## 2.7.32 BMDTimecodeFlags

**BMDTimecodeFlags** enumerates the possible flags that accompany a timecode.

<b>bmdTimecodeFlagDefault</b>	timecode is a non-drop timecode
<b>bmdTimecodeIsDropFrame</b>	timecode is a drop timecode
<b>bmdTimecodeFieldMark</b>	timecode field mark flag used with frame rates above 30 FPS.

## 2.7.33 BMDTimecodeBCD

Each four bits represent a single decimal digit:

digit	bit 3	bit 2	bit 1	bit 0
0	0	0	0	0
1	0	0	0	1
2	0	0	1	0
3	0	0	1	1
4	0	1	0	0
5	0	1	0	1
6	0	1	1	0
7	0	1	1	1
8	1	0	0	0
9	1	0	0	1

Word																															
Decreasing Address Order																															
Byte 4								Byte 3								Byte 2								Byte 1							
Tens of hours				hours				Tens of minutes				minutes				Tens of seconds				seconds				Tens of frames				frames			
7	6	5	4	3	2	1	0	7	6	5	4	3	2	1	0	7	6	5	4	3	2	1	0	7	6	5	4	3	2	1	0

## 2.7.34 Deck Control Mode

**BMDDeckControlMode** enumerates the possible deck control modes.

<b>bmdDeckControlNotOpened</b>	Deck control is not opened
<b>bmdDeckControlVTRControlMode</b>	Deck control VTR control mode
<b>bmdDeckControlExportMode</b>	Deck control export mode
<b>bmdDeckControlCaptureMode</b>	Deck control capture mode

## 2.7.35 Deck Control Event

**BMDDeckControlEvent** enumerates the possible deck control events.

<b>bmdDeckControlAbortedEvent</b>	This event is triggered when a capture or edit-to-tape operation is aborted.
<b>bmdDeckControlPrepareForExportEvent</b>	This export-to-tape event is triggered a few frames before reaching the in-point. At this stage, <b>IDeckLinkOutput::StartScheduledPlayback()</b> must be called.
<b>bmdDeckControlExportCompleteEvent</b>	This export-to-tape event is triggered a few frames after reaching the out-point. At this point, it is safe to stop playback. Upon reception of this event the deck's control mode is set back to <b>bmdDeckControlVTRControlMode</b> .
<b>bmdDeckControlPrepareForCaptureEvent</b>	This capture event is triggered a few frames before reaching the in-point. The serial timecode attached to <b>IDeckLinkVideoInputFrames</b> is now valid.
<b>bmdDeckControlCaptureCompleteEvent</b>	This capture event is triggered a few frames after reaching the out-point. Upon reception of this event the deck's control mode is set back to <b>bmdDeckControlVTRControlMode</b> .

## 2.7.36 Deck Control VTR Control States

**BMDDeckControlVTRControlState** enumerates the possible deck control VTR control states.

<b>bmdDeckControlNotInVTRControlMode</b>	The deck is currently not in VTR control mode.
<b>bmdDeckControlVTRControlPlaying</b>	The deck is currently playing.
<b>bmdDeckControlVTRControlRecording</b>	The deck is currently recording.
<b>bmdDeckControlVTRControlStill</b>	The deck is currently paused.
<b>bmdDeckControlVTRControlShuttleForward</b>	The deck is currently in shuttle forward mode.
<b>bmdDeckControlVTRControlShuttleReverse</b>	The deck is currently in shuttle reverse mode.
<b>bmdDeckControlVTRControlJogForward</b>	The deck is currently in jog (one frame at a time) forward mode.
<b>bmdDeckControlVTRControlJogReverse</b>	The deck is currently in jog (one frame at a time) reverse mode.
<b>bmdDeckControlVTRControlStopped</b>	The deck is currently stopped.

## 2.7.37 Deck Control Status Flags

**BMDDeckControlStatusFlags** enumerates the possible deck control status flags.

<b>bmdDeckControlStatusDeckConnected</b>	The deck has been connected (TRUE) / disconnected (FALSE).
<b>bmdDeckControlStatusRemoteMode</b>	The deck is in remote (TRUE) / local mode (FALSE).
<b>bmdDeckControlStatusRecordInhibited</b>	Recording is inhibited (TRUE) / allowed (FALSE).
<b>bmdDeckControlStatusCassetteOut</b>	The deck does not have a cassette (TRUE).

## 2.7.38 Deck Control Export Mode Ops Flags

**BMDDeckControlExportModeOpsFlags** enumerates the possible deck control edit-to-tape and export-to-tape mode operations.

<b>bmdDeckControlExportModeInsertVideo</b>	Insert video
<b>bmdDeckControlExportModeInsertAudio1</b>	Insert audio track 1
<b>bmdDeckControlExportModeInsertAudio2</b>	Insert audio track 2

## SECTION 2 DeckLink API

<b>bmdDeckControlExportModelInsertAudio3</b>	Insert audio track 3
<b>bmdDeckControlExportModelInsertAudio4</b>	Insert audio track 4
<b>bmdDeckControlExportModelInsertAudio5</b>	Insert audio track 5
<b>bmdDeckControlExportModelInsertAudio6</b>	Insert audio track 6
<b>bmdDeckControlExportModelInsertAudio7</b>	Insert audio track 7
<b>bmdDeckControlExportModelInsertAudio8</b>	Insert audio track 8
<b>bmdDeckControlExportModelInsertAudio9</b>	Insert audio track 9
<b>bmdDeckControlExportModelInsertAudio10</b>	Insert audio track 10
<b>bmdDeckControlExportModelInsertAudio11</b>	Insert audio track 11
<b>bmdDeckControlExportModelInsertAudio12</b>	Insert audio track 12
<b>bmdDeckControlExportModelInsertTimeCode</b>	Insert timecode
<b>bmdDeckControlExportModelInsertAssemble</b>	Enable assemble editing.
<b>bmdDeckControlExportModelInsertPreview</b>	Enable preview auto editing
<b>bmdDeckControlUseManualExport</b>	Use edit on/off (TRUE) or autoedit (FALSE). Edit on/off is currently not supported.

### 2.7.39 Deck Control error

**BMDDeckControlError** enumerates the possible deck control errors.

<b>bmdDeckControlNoError</b>	
<b>bmdDeckControlModeError</b>	The deck is not in the correct mode for the desired operation. Eg. A play command is issued, but the current mode is not VTRControlMode
<b>bmdDeckControlMissedInPointError</b>	The in point was missed while prerolling as the current timecode has passed the begin in / capture timecode.
<b>bmdDeckControlDeckTimeoutError</b>	Deck control timeout error.
<b>bmdDeckControlCommandFailedError</b>	A deck control command request has failed.

## SECTION 2 DeckLink API

<b>bmdDeckControlDeviceAlreadyOpenedError</b>	The deck control device is already open.
<b>bmdDeckControlFailedToOpenDeviceError</b>	Deck control failed to open the serial device.
<b>bmdDeckControlInLocalModeError</b>	The deck is in local mode and is no longer controllable.
<b>bmdDeckControlEndOfTapeError</b>	Deck control has reached or is trying to move past the end of the tape.
<b>bmdDeckControlUserAbortError</b>	Abort an export-to-tape or capture operation.
<b>bmdDeckControlNoTapeInDeckError</b>	There is currently no tape in the deck.
<b>bmdDeckControlNoVideoFromCardError</b>	A capture or export operation was attempted when the input signal was invalid.
<b>bmdDeckControlNoCommunicationError</b>	The deck is not responding to requests.
<b>bmdDeckControlBufferTooSmallError</b>	When sending a custom command, either the internal buffer is too small for the provided custom command (reduce the size of the custom command), or the buffer provided for the command's response is too small (provide a larger one).
<b>bmdDeckControlBadChecksumError</b>	When sending a custom command, the deck's response contained an invalid checksum.
<b>bmdDeckControlUnknownError</b>	Deck control unknown error

### 2.7.40 Genlock reference status

**BMDReferenceStatus** enumerates the genlock reference statuses of the DeckLink device.

<b>bmdReferenceNotSupportedByHardware</b>	The DeckLink device does not have a genlock input connector.
<b>bmdReferenceLocked</b>	Genlock reference lock has been achieved.

### 2.7.41 Idle Video Output Operation

**BMDIdleVideoOutputOperation** enumerates the possible output modes when idle.

<b>bmdIdleVideoOutputBlack</b>	When not playing video, the device will output black frames.
<b>bmdIdleVideoOutputLastFrame</b>	When not playing video, the device will output the last frame played.

## 2.7.42 Device Busy State

**BMDDeviceBusyState** enumerates the possible busy states for a device.

<b>bmdDeviceCaptureBusy</b>	The device is currently being used for capture.
<b>bmdDevicePlaybackBusy</b>	The device is currently being used for playback.
<b>bmdDeviceSerialPortBusy</b>	The device's serial port is currently being used.

## 2.7.43 DeckLink Device Notification

**BMDNotifications** enumerates the possible notifications for DeckLink devices.

<b>bmdPreferencesChanged</b>	The preferences have changed. This occurs when <b>IDeckLinkConfiguration::WriteToPreferences</b> is called, or when the preference settings are saved in the Blackmagic Design Control Panel. The param1 and param2 parameters are 0.
<b>bmdStatusChanged</b>	A status information item has changed. The param1 parameter contains the <b>BMDDeckLinkStatusID</b> of the status information item which changed; param2 is 0. Use the <b>IDeckLinkStatus</b> interface to retrieve the new status.

## 2.7.44 Streaming Device Mode

**BMDStreamingDeviceMode** enumerates the possible device modes for the streaming device.

<b>bmdStreamingDeviceNotPowered</b>	The streaming device is not powered.
<b>bmdStreamingDeviceBooting</b>	The streaming device is booting.
<b>bmdStreamingDeviceNeedsFirmwareUpdate</b>	The streaming device needs a firmware update.
<b>bmdStreamingDeviceUpdatingFirmware</b>	The streaming device is updating firmware.
<b>bmdStreamingDeviceIdle</b>	The streaming device is idle.
<b>bmdStreamingDeviceEncoding</b>	The streaming device is encoding.
<b>bmdStreamingDeviceStopping</b>	The streaming device is stopping.
<b>bmdStreamingDeviceUnknown</b>	The streaming device is in an unknown state.

## 2.7.45 Streaming Device Encoding Frame Rates

**BMDStreamingEncodingFrameRate** enumerates the possible encoded frame rates of the streaming device.

<b>bmdStreamingEncodedFrameRate50i</b>	The encoded interlaced frame rate is 50 fields per second.
<b>bmdStreamingEncodedFrameRate5994i</b>	The encoded interlaced frame rate is 59.94 fields per second.
<b>bmdStreamingEncodedFrameRate60i</b>	The encoded interlaced frame rate is 60 fields per second.
<b>bmdStreamingEncodedFrameRate2398p</b>	The encoded progressive frame rate is 23.98 frames per second.
<b>bmdStreamingEncodedFrameRate24p</b>	The encoded progressive frame rate is 24 frames per second.
<b>bmdStreamingEncodedFrameRate25p</b>	The encoded progressive frame rate is 25 frames per second.
<b>bmdStreamingEncodedFrameRate2997p</b>	The encoded progressive frame rate is 29.97 frames per second.
<b>bmdStreamingEncodedFrameRate30p</b>	The encoded progressive frame rate is 30 frames per second.
<b>bmdStreamingEncodedFrameRate50p</b>	The encoded progressive frame rate is 50 frames per second.
<b>bmdStreamingEncodedFrameRate5994p</b>	The encoded progressive frame rate is 59.94 frames per second.
<b>bmdStreamingEncodedFrameRate60p</b>	The encoded progressive frame rate is 60 frames per second.

## 2.7.46 Streaming Device Encoding Support

**BMDStreamingEncodingSupport** enumerates the possible types of support for an encoding mode.

<b>bmdStreamingEncodingModeNotSupported</b>	The encoding mode is not supported.
<b>bmdStreamingEncodingModeSupported</b>	The encoding mode is supported.
<b>bmdStreamingEncodingModeSupportedWithChanges</b>	The encoding mode is supported with changes to encoding parameters.

## 2.7.47 Streaming Device Codecs

**BMDStreamingVideoCodec** enumerates the possible codecs that are supported by the streaming device.

<b>bmdStreamingVideoCodecH264</b>	The H.264/AVC video compression codec.
-----------------------------------	--



## 2.7.48 Streaming Device H264 Profile

**BMDStreamingH264Profile** enumerates the possible H.264 video coding profiles that are available on the streaming device. Profiles indicate the complexity of algorithms and coding tools required by a decoder, with Baseline Profile requiring the lowest complexity decoder to decode the encoded video.

<b>bmdStreamingH264ProfileHigh</b>	High Profile
<b>bmdStreamingH264ProfileMain</b>	Main Profile
<b>bmdStreamingH264ProfileBaseline</b>	Baseline Profile

## 2.7.49 Streaming Device H264 Level

**BMDStreamingH264Level** enumerates the possible H.264 video coding levels that are available on the streaming device. Levels indicate bitrate and resolution constraints on a video decoder. Higher levels require a decoder capable of decoding higher bitrates and resolutions than lower levels.

<b>bmdStreamingH264Level12</b>	Level 1.2
<b>bmdStreamingH264Level13</b>	Level 1.3
<b>bmdStreamingH264Level2</b>	Level 2
<b>bmdStreamingH264Level21</b>	Level 2.1
<b>bmdStreamingH264Level22</b>	Level 2.2
<b>bmdStreamingH264Level3</b>	Level 3
<b>bmdStreamingH264Level31</b>	Level 3.1
<b>bmdStreamingH264Level32</b>	Level 3.2
<b>bmdStreamingH264Level4</b>	Level 4
<b>bmdStreamingH264Level41</b>	Level 4.1
<b>bmdStreamingH264Level42</b>	Level 4.2

## 2.7.50 Streaming Device H264 Entropy Coding

**BMDStreamingH264EntropyCoding** enumerates the possible entropy coding options.

<b>bmdStreamingH264EntropyCodingCAVLC</b>	Context-adaptive variable-length coding.
<b>bmdStreamingH264EntropyCodingCABAC</b>	Context-adaptive binary arithmetic coding.

## 2.7.51 Streaming Device Audio Codec

**BMDStreamingAudioCodec** enumerates the possible audio codecs.

<b>bmdStreamingAudioCodecAAC</b>	MPEG Advanced Audio Coding (AAC).
----------------------------------	-----------------------------------

## 2.7.52 Streaming Device Encoding Mode Properties

**BMDStreamingEncodingModePropertyID** enumerates the possible properties of the encoding mode.

<b>bmdStreamingEncodingPropertyVideoFrameRate</b>	Video frame rate as a <b>BMDStreamingEncodingFrameRate</b> value
<b>bmdStreamingEncodingPropertyVideoBitRateKbps</b>	Video codec bitrate in kilobits per second
<b>bmdStreamingEncodingPropertyH264Profile</b>	Video codec profile as a <b>BMDStreamingH264Profile</b> value
<b>bmdStreamingEncodingPropertyH264Level</b>	Video codec level as a <b>BMDStreamingH264Level</b> value
<b>bmdStreamingEncodingPropertyH264EntropyCoding</b>	Video codec entropy coding as a <b>BMDStreamingH264EntropyCoding</b> value
<b>bmdStreamingEncodingPropertyH264HasBFrames</b>	Boolean value indicating whether B-Frames will be output by encoding mode
<b>bmdStreamingEncodingPropertyAudioCodec</b>	Audio codec as a <b>BMDStreamingAudioCodec</b> value
<b>bmdStreamingEncodingPropertyAudioSampleRate</b>	Audio sampling rate in Hertz
<b>bmdStreamingEncodingPropertyAudioChannelCount</b>	Number of audio channels
<b>bmdStreamingEncodingPropertyAudioBitRateKbps</b>	Audio codec bitrate in kilobits per second

## SECTION 2 DeckLink API

### 2.7.53 Audio Formats

**BMDAudioFormat** enumerates the audio formats supported for encoder capture

**bmdAudioFormatPCM** : 'lpcm'

Linear signed PCM samples

- Signed PCM samples, see **BMDAudioSampleRate** for the available sample rates and **BMDAudioSampleType** for the available sample sizes.

### 2.7.54 Deck Control Connection

**BMDDeckControlConnection** enumerates the possible deck control connections.

**bmdDeckControlConnectionRS422Remote1** First RS422 deck control connection

**bmdDeckControlConnectionRS422Remote2** Second RS422 deck control connection

### 2.7.55 Video Encoder Frame Coding Mode

**BMDVideoEncoderFrameCodingMode** enumerates the frame coding mode options.

**bmdVideoEncoderFrameCodingModeInter** Video frame data is compressed with reference to neighbouring video frame data.

**BmdVideoEncoderFrameCodingModeIntra** Video frame data is compressed relative to the current frame only.

## 2.7.56 DeckLink Encoder Configuration ID

**BMDDeckLinkEncoderConfigurationID** enumerates the set of video encoder configuration settings which may be set or queried (see `IDeckLinkEncoderConfiguration` for details).

Name	Type	Description
<b>bmdDeckLinkEncoderConfigPreferredBitDepth</b>	Int(64)	Video encoder bit depth. Acceptable values are 8, 10, representing 8bit, 10bit respectively.
<b>bmdDeckLinkEncoderConfigFrameCodingMode</b>	Int(64)	Video encoder frame coding mode. See <code>BMDVideoEncoderFrameCodingMode</code> for more information.
<b>bmdDeckLinkEncoderConfigH265TargetBitrate</b>	Int(64)	H.265 target bitrate. Acceptable range is between 2500 (2.5Mbit/s) and 50000000 (50Mbit/s).
<b>bmdDeckLinkEncoderConfigMPEG4SampleDescription</b>	Bytes	Codec configuration data represented as a full MPEG4 sample description (aka SampleEntry of an 'stsd' atom-box). Useful for MediaFoundation, QuickTime, MKV and more.
		<b>Note:</b> The buffer returned by this configuration item is only valid while encoded video input is enabled (i.e. <code>IDeckLinkEncoderInput::EnableVideoInput</code> has been called).
<b>bmdDeckLinkEncoderConfigMPEG4CodecSpecificDesc</b>	Bytes	Codec configuration data represented as sample description extensions only (atom stream, each with size and fourCC header). Useful for AVFoundation, VideoToolbox, MKV and more.
		<b>Note:</b> The buffer returned by this configuration item is only valid while encoded video input is enabled (i.e. <code>IDeckLinkEncoderInput::EnableVideoInput</code> has been called).
<b>bmdDeckLinkEncoderConfigDNxHRCompressionID</b>	Int(64)	DNxHR Compression ID.
<b>bmdDeckLinkEncoderConfigDNxHRLevel</b>	Int(64)	DNxHR Level. <code>BMDNDNxHRLevel</code> enumerates the available DNxHR levels.

## 2.7.57 Device Interface

**BMDDeviceInterface** enumerates the possible interfaces by which the device is connected.

<b>bmdDeviceInterfacePCI</b>	PCI
<b>bmdDeviceInterfaceUSB</b>	USB
<b>bmdDeviceInterfaceThunderbolt</b>	Thunderbolt

## 2.7.58 Packet Type

**BMDPacketType** enumerates the possible **IDeckLinkEncoderPacket** types.

<b>bmdPacketTypeStreamInterruptedMarker</b>	A packet of this type marks when a video stream was interrupted.
<b>bmdPacketTypeStreamData</b>	Regular stream data.

## 2.7.59 DeckLink Status ID

**BMDDeckLinkStatusID** enumerates the set of status information for a DeckLink device which may be queried (see the **IDeckLinkStatus** interface for details).

Name	Type	Description
<b>bmdDeckLinkStatusDetectedVideoInputMode</b>	Int	The detected video input mode ( <b>BMDDisplayMode</b> ), available on devices which support input format detection.
<b>bmdDeckLinkStatusDetectedVideoInputFlags</b>	Int	The detected video input flags ( <b>BMDDeckLinkVideoStatusFlags</b> ), available on devices which support input format detection.
<b>bmdDeckLinkStatusCurrentVideoInputMode</b>	Int	The current video input mode ( <b>BMDDisplayMode</b> ).
<b>bmdDeckLinkStatusCurrentVideoInputPixelFormat</b>	Int	The current video input pixel format ( <b>BMDPixelFormat</b> ).
<b>bmdDeckLinkStatusCurrentVideoInputFlags</b>	Int	The current video input flags ( <b>BMDDeckLinkVideoStatusFlags</b> ).
<b>bmdDeckLinkStatusCurrentVideoOutputMode</b>	Int	The current video output mode ( <b>BMDDisplayMode</b> ).
<b>bmdDeckLinkStatusCurrentVideoOutputFlags</b>	Int	The current video output flags ( <b>BMDDeckLinkVideoStatusFlags</b> ).

## SECTION 2 DeckLink API

Name	Type	Description
<b>bmdDeckLinkStatusPCIExpressLinkWidth</b>	Int	PCIe link width, x1, x4, etc.
<b>bmdDeckLinkStatusPCIExpressLinkSpeed</b>	Int	PCIe link speed, Gen. 1, Gen. 2, etc.
<b>bmdDeckLinkStatusLastVideoOutputPixelFormat</b>	Int	The last video output pixel format ( <b>BMDPixelFormat</b> ).
<b>bmdDeckLinkStatusReferenceSignalMode</b>	Int	The detected reference input mode ( <b>BMDDisplayMode</b> ), available on devices which support reference input format detection.
<b>bmdDeckLinkStatusDuplexMode</b>	Int	The duplex status ( <b>BMDDuplexStatus</b> ) of the DeckLink device / sub-device.
<b>bmdDeckLinkStatusBusy</b>	Int	The current busy state of the device. (See <b>BMDDeviceBusyState</b> for more information).
<b>bmdDeckLinkStatusVideoInputSignalLocked</b>	Flag	True if the video input signal is locked.
<b>bmdDeckLinkStatusReferenceSignalLocked</b>	Flag	True if the reference input signal is locked.
<b>bmdDeckLinkStatusReferenceSignalFlags</b>	Int	The detected reference input flags ( <b>BMDDeckLinkVideoStatusFlags</b> ), available on devices which support reference input format detection.

### 2.7.60 Duplex Mode

**BMDDuplexMode** enumerates the duplex mode options for DeckLink sub-devices which support configurable duplex mode.

<b>bmdDuplexModeFull</b>	Configure this sub-device to use two connectors (full-duplex). Note that the paired sub-device will become inactive.
<b>bmdDuplexModeHalf</b>	Configure this sub-device to use a single connector (half-duplex).

### 2.7.61 Video Status Flags

**BMDDeckLinkVideoStatusFlags** enumerates status flags associated with a video signal.

<b>bmdDeckLinkVideoStatusPsF</b>	Progressive frames are encoded as PsF.
<b>bmdDeckLinkVideoStatusDualStream3D</b>	The video signal is dual stream 3D video.

## 2.7.62 Duplex Status

**BMDDuplexStatus** enumerates the current duplex status.

<b>bmdDuplexStatusFullDuplex</b>	Capable of simultaneous playback and capture.
<b>bmdDuplexStatusHalfDuplex</b>	Capable of playback or capture but not both simultaneously.
<b>bmdDuplexStatusSimplex</b>	Capable of playback only or capture only.
<b>bmdDuplexStatusInactive</b>	Device is inactive.

## 2.7.63 Frame Metadata ID

**BMDDeckLinkFrameMetadataID** enumerates the set of video frame metadata which may be queried from the **IDeckLinkVideoFrameMetadataExtensions** interface.

Name	Type	Description
<b>bmdDeckLinkFrameMetadataHDElectroOpticalTransferFunc</b>	Int	EOTF in range 0-7 as per CEA 861.3
<b>bmdDeckLinkFrameMetadataHDRDisplayPrimariesRedX</b>	Float	Red display primaries in range 0.0 - 1.0
<b>bmdDeckLinkFrameMetadataHDRDisplayPrimariesRedY</b>	Float	Red display primaries in range 0.0 - 1.0
<b>bmdDeckLinkFrameMetadataHDRDisplayPrimariesGreenX</b>	Float	Green display primaries in range 0.0 - 1.0
<b>bmdDeckLinkFrameMetadataHDRDisplayPrimariesGreenY</b>	Float	Green display primaries in range 0.0 - 1.0
<b>bmdDeckLinkFrameMetadataHDRDisplayPrimariesBlueX</b>	Float	Blue display primaries in range 0.0 - 1.0
<b>bmdDeckLinkFrameMetadataHDRDisplayPrimariesBlueY</b>	Float	Blue display primaries in range 0.0 - 1.0
<b>bmdDeckLinkFrameMetadataHDRWhitePointX</b>	Float	White point in range 0.0 - 1.0
<b>bmdDeckLinkFrameMetadataHDRWhitePointY</b>	Float	White point in range 0.0 - 1.0

## SECTION 2 DeckLink API

Name	Type	Description
<b>bmdDeckLinkFrameMetadataHDRMaxDisplayMasteringLuminance</b>	Float	Max display mastering luminance in range 1 cd/m <sup>2</sup> - 65535 cd/m <sup>2</sup>
<b>bmdDeckLinkFrameMetadataHDRMinDisplayMasteringLuminance</b>	Float	Min display mastering luminance in range 0.0001 cd/m <sup>2</sup> - 6.5535 cd/m <sup>2</sup>
<b>bmdDeckLinkFrameMetadataHDRMaximumContentLightLevel</b>	Float	Maximum Content Light Level in range 1 cd/m <sup>2</sup> - 65535 cd/m <sup>2</sup>
<b>bmdDeckLinkFrameMetadataHDRMaximumFrameAverageLightLevel</b>	Float	Maximum Frame Average Light Level in range 1 cd/m <sup>2</sup> - 65535 cd/m <sup>2</sup>

### 2.7.64 DNxHR Levels

**BMDDNxHRLevel** enumerates the available DNxHR levels.

**bmdDNxHRLevelSQ** DNxHR Standard Quality

**bmdDNxHRLevelLB** DNxHR Low Bandwidth

**bmdDNxHRLevelHQ** DNxHR High Quality (8 bit)

**bmdDNxHRLevelHQX** DNxHR High Quality (12 bit)

**bmdDNxHRLevel444** DNxHR 4:4:4



